

BERKELEY
REIMAGINING
PUBLIC SAFETY

ALTERNATIVE
RESPONSES

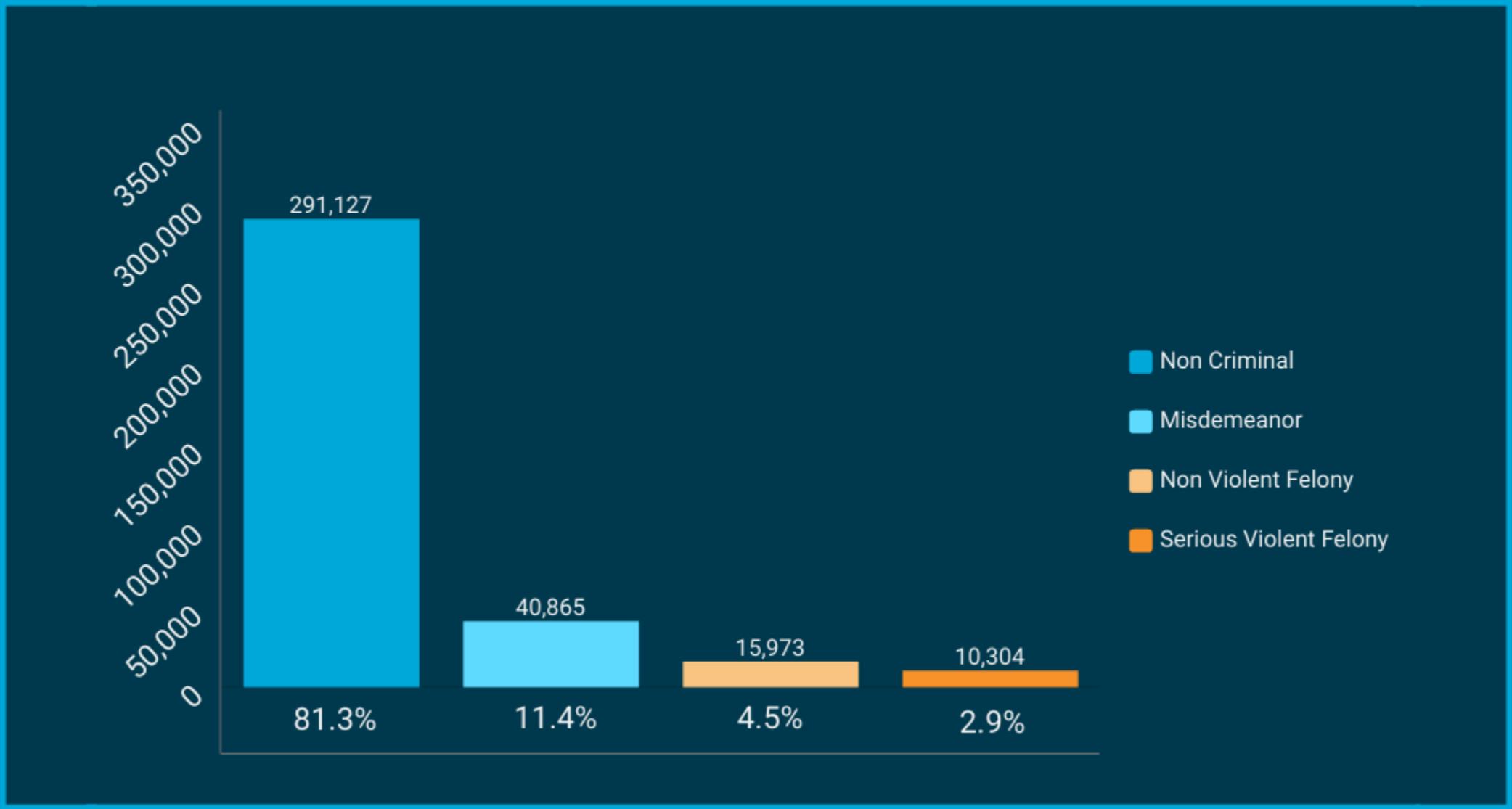




Calls for Service

ANALYSIS


NICJR RESULTS



The top 10
call types
account for
54% of all
events

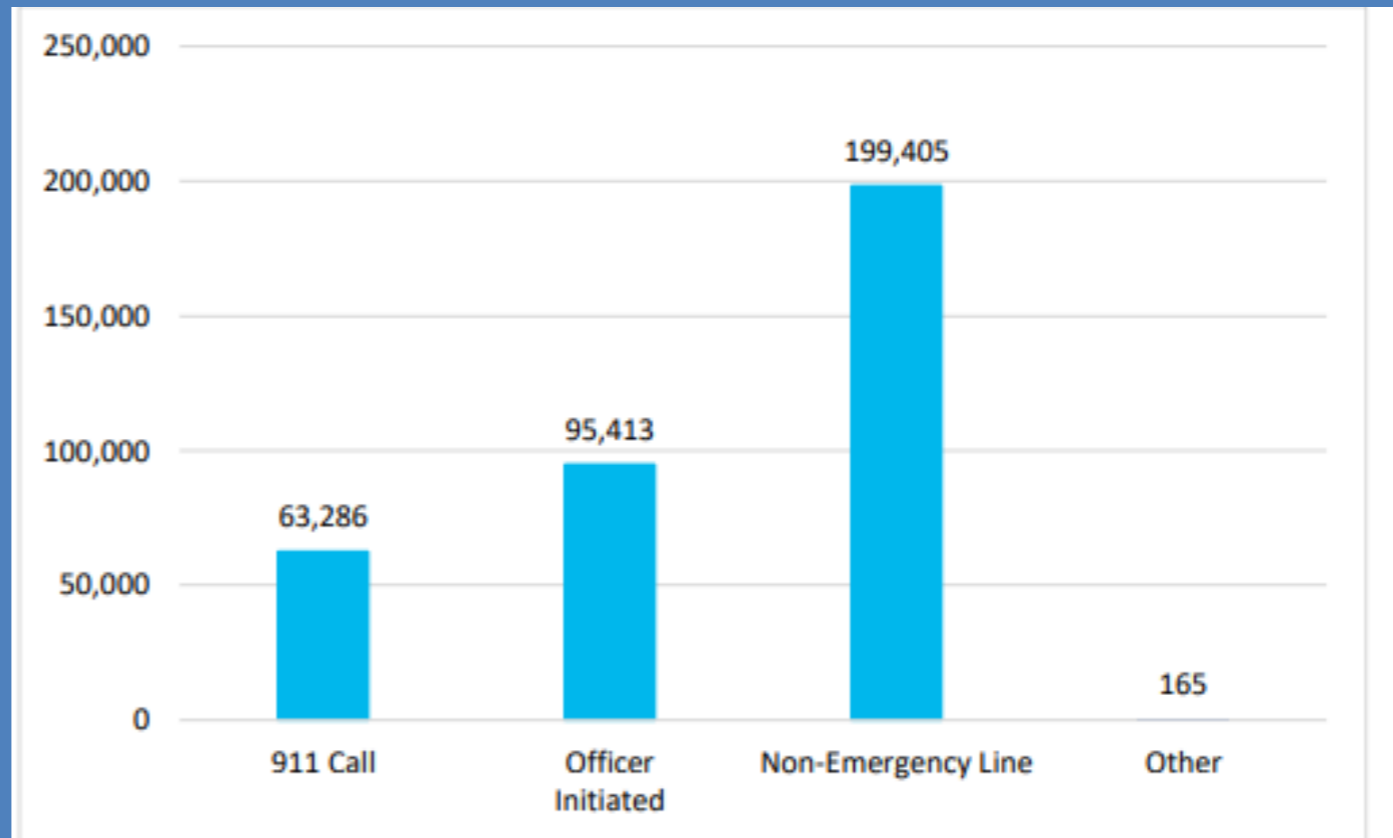
Table 1. Top 10 Call Types, Auditor Report

Call Types	Total Events
Traffic Stop	44,795
Disturbance	35,696
Audible Alarm	19,920
Noise Disturbance	15,773
Security Check	15,262
Welfare Check	15,030
Suspicious Circumstance	11,547
Trespassing	11,058
Theft	10,556
Wireless 911	9,899



The top 10
call types
account for
54% of all
events.

Call type initiation source



* Does not include calls with missing values


Top 10 Call Types by Initiation Source

Officer Initiated	911 Emergency	Non-Emergency Line
Traffic	Disturbance	Disturbance
Security Check	Wireless 911	Audible Alarm
Pedestrian Stop	Ascertain 911	Noise Disturbance
Officer Flagged Down	Welfare Check	Welfare Check
Suspicious Vehicle	Suspicious Circumstances	Trespassing
Parking Violation	Battery	Petty Theft
Bike Stop	Suspicious Person	Advice
Abandoned Vehicle	Family Disturbance	Suspicious Circumstances
Found Property	Petty Theft	Parking Violation
Disturbance	Mental Illness	Suspicious Person

Fiscal IMPLICATIONS



FISCAL IMPLICATIONS:
TIER 1 BPD COSTS, CREATE TO CLOSE



25.7 FTEs

BREAKDOWN OF TIER 1 CFS

Public Order

Animal

Investigation

Alarm

Administrative

Traffic

Municipal

Substance
Use

Quality of
Life

Medical or
Mental Health

Other

QUESTIONS? COMMENTS?