



Office of the City Manager

ACTION CALENDAR  
April 25, 2023

To: Honorable Mayor and Members of the City Council  
 From: Dee Williams-Ridley, City Manager  
 Submitted by: Liam Garland, Director, Public Works  
 Subject: Proposition 218 Procedures and Five Year Zero Waste Rate Schedule

RECOMMENDATION

1. Adopt a Resolution approving initiation of the Proposition 218 procedures for the proposed Zero Waste Fund Five Year Rate Schedule and adding Zero Waste customers to the City's *Very Low Income Refund* program; and
2. Adopt first reading of an Ordinance amending Berkeley Municipal Code Section 12.38.090 to clarify that General Funds may be used to subsidize low income residents.

SUMMARY

Staff sought City Council's input on a proposed five year rate schedule at the February 28, 2023 work session. Staff is returning to gain City Council's approval to initiate the Proposition 218 procedures to adjust Zero Waste rates consistent with the phased-in approach recommended by staff at the work session. If City Council approves, notices will be mailed to Berkeley property owners in the next several weeks. These notices will describe how residents can submit written protests in advance of City Council's June 27 public hearing on the Zero Waste rates. At that public hearing, the City Clerk will determine whether a majority protest exists. Per Proposition 218, a majority protest exists if 50% plus one of Berkeley's property owners or tenants (one per parcel) submit valid protests of the proposed rates. If a majority protest exists, the proposed rates cannot move forward. If no majority protest exists, then City Council can consider approval of new rates. Approved rates would be in effect on July 1, 2023. Given vacancies in the Zero Waste Division (ZWD) and Finance Department, implementation of the new rates and enrollments into the *Very Low Income Refund* program may face delays.

CURRENT SITUATION AND EFFECTS

City Council held a work session on a Five Year Zero Waste Rate Schedule on February 28, 2023. Several of the comments and questions raised in the work session are addressed in this staff report.

The proposed rate schedules ensure sustainable and stable funding of the Zero Waste Fund to support City Strategic Plan Goals to provide state-of-the-art, well-maintained infrastructure, amenities, and facilities; be a global leader in addressing climate change, advancing environmental justice, and protecting the environment; and be a customer-focused organization that provides excellent, timely, easily-accessible service and information to the community.

The activities of the Zero Waste Division (ZWD) are funded by the Zero Waste Fund, an enterprise fund in which sufficient revenue must be generated to cover ZWD costs. City staff have worked with HF&H Consultants to review and analyze costs associated with the City's collection and recycling programs, other programs such as Clean Cities (street sweeping, illegal dumping, and other cleanups), and services that make progress toward the City's Zero Waste goal.

Proposition 218 allows the City to collect its costs of providing Zero Waste service through a tiered rate structure. Such rates can cover all costs necessary to delivering the service, including operational, maintenance, financial, and capital expenditures. The proposed rate schedule would provide sufficient revenue for the following:

- ZWD's forecasted operations based on projections from actual and planned costs:
  - residential collection and processing costs of all material types, including refuse, recycling, and composting;
  - commercial collection and processing costs of all material types, including refuse, recycling, and composting;
  - off-site hauling and composting of green/food waste for all customers, and
  - off-site hauling, sorting, and marketing of construction and demolition debris for all customers; and
  - contract costs related to the above services:
    - residential curbside recycling collection (Ecology Center's 10 year contract with not-to-exceed (NTE) of \$54.5 million through June 30, 2031);
    - collected recyclables' sorting and marketing (Community Conservation Centers' 10 year contract with NTE of \$30.1 million through June 30, 2031);
    - organics hauling and composting (Recology's - Blossom Valley Organics North's nine year contract with NTE of \$26.7 million through February 28, 2025); and
    - construction & demotion hauling and recycling (Zanker Recycling's 10 year contract with NTE of \$21.5 million through June 30, 2027);
    - landfill disposal (Waste Management's – Altamont Landfill 15 year contract with NTE of \$32.7 million through December 31, 2026);

- note there is some uncertainty with the revenue and expense from recyclables' sorting and marketing, where these expenses have generally risen but revenue dropped precipitously from 2015 to 2019;
- AMCS, a \$1.5 million computerized management system to replace FUND\$ that will improve customer service/responsiveness, provide clear and concise invoicing, allow educational inserts, and support the City's preparation of required regulatory reports;
- \$6.773 million in pre-construction costs for the Solid Waste and Recycling Transfer Station's (SW&RTS) Replacement Project;
- reducing the quantities of recyclables, green and food materials currently thrown in the refuse cart and landfilled, and contamination in both dual stream and green/food scraps;
- cost of compliance and implementation of SB 1383, *Short-Lived Climate Pollutants for Organic Waste Methane Emissions Reductions*, Countywide Organics Reduction and Recycling Ordinance, AB 341 (mandatory commercial recycling), AB 1826 (mandatory organics recycling), and the City's *Single Use Foodware and Litter Reduction* and *Plastic Bag* ordinances;
- \$990,000 in average annual costs for Transfer Station stormwater repairs and maintenance to reduce trash and pollutants from entering waterways;
- cost to develop the recently initiated *Zero Waste Strategic Plan* and identify new and/or improved programs to achieve Zero Waste; and
- annual paving impact costs of \$1-\$2 million attributable to collection vehicles impact on the City's streets. These costs are based on collection vehicles' weight and loading, which impose a particular, specific, and quantifiable impact on the City's pavement.

The following costs could not be captured with sufficient precision and are not included in the proposed rate schedules: collection fleet's electrification and charging infrastructure, and construction costs for the SW&RTS's replacement.

To fund current operations, including those items discussed above, residential and commercial customer rates need to generate an additional 12%, 9%, 9%, 7%, and 4% over the next five fiscal years, FY 2024 through FY 2028, respectively.

**Residential Rates.** Figure 1 summarizes the current residential rates by container size and number of subscribers. Residential rates include homes with between one and four units. Existing subscribers to 13-gallon and 45-gallon carts are permitted to continue those subscriptions. However, new subscribers and subscribers seeking a change in their subscription level are not offered these size containers as the manufacturer no longer produces them and they cannot be serviced by ZWD collection vehicles' automated arms.

Solid Waste Container Size	Current \$/mo.	Current Subscriptions	
		#	%
13-gallon	\$17.78	744	3.1%
20-gallon	\$27.30	3,077	12.7%
32-gallon	\$43.66	13,670	56.5%
45-gallon	\$61.38	21	0.1%
64-gallon	\$87.28	5,585	23.1%
96-gallon	\$130.87	1,087	4.5%

Figure 1 Berkeley's Current Residential Rates and Number of Current Subscribers

Proposition 218 requires the rates charged to customers not exceed the costs to serve them. The costs to serve customers varies by subscription level. For the 20-gallon and 32-gallon subscription levels, the FY 2024 cost of service is \$53.51 and \$58.34, respectively, which is 34-96% above the existing rates charged to these subscribers. On the other hand, rates for 64- and 96-gallon subscribers will be reduced in FY 2024 to approximate their cost of service. (Note, this is a change from the rate tables presented at the February 28, 2023 Work Session.) It is not uncommon to see smaller containers facing rate increases. Historically, many communities set rates for the smaller containers at something less than the cost-of-service to incentivize diversion. However, in accordance with Proposition 218, rates are set to cover costs.

To minimize the immediate rate increases of the cost-of-service approach, staff recommends a phased-in approach that limits annual rate increases for monthly service to \$6.00. For example, the FY 2024 20-gallon cost-of-service would be \$26.21 per month higher than the current rate. Instead of raising the rate all at once, the FY 2024 rate for the 20-gallon service is proposed to increase by \$6.00 per month, to \$33.30 per month. Figure 2 summarizes the phased-in approach to residential rates across the subscription levels over the next five fiscal years. Zero Waste Fund balance would offset the lower revenues resulting from the phased-in approach.

Solid Waste Container Size	Current \$/mo.	FY 2024 \$/mo.	Change \$/mo.	FY 2025 \$/mo.	Change \$/mo.	FY 2026 \$/mo.	Change \$/mo.	FY 2027 \$/mo.	Change \$/mo.	FY 2028 \$/mo.	Change \$/mo.
13-gallon	\$17.78	\$23.78	\$6.00	\$29.78	\$6.00	\$35.78	\$6.00	\$41.78	\$6.00	\$47.78	\$6.00
20-gallon	\$27.30	\$33.30	\$6.00	\$39.30	\$6.00	\$45.30	\$6.00	\$51.30	\$6.00	\$57.30	\$6.00
32-gallon	\$43.66	\$49.66	\$6.00	\$55.66	\$6.00	\$61.66	\$6.00	\$67.66	\$6.00	\$73.66	\$6.00
45-gallon	\$61.38	\$66.63	\$5.25	\$72.63	\$6.00	\$78.63	\$6.00	\$84.63	\$6.00	\$88.09	\$3.47
64-gallon	\$87.28	\$75.60	(\$11.68)	\$81.60	\$6.00	\$87.60	\$6.00	\$93.60	\$6.00	\$99.60	\$6.00
96-gallon	\$130.87	\$94.47	(\$36.40)	\$100.47	\$6.00	\$106.47	\$6.00	\$112.47	\$6.00	\$118.47	\$6.00

Figure 2 Residential Proposed Rate Schedule (FY 2024-FY 2028)

Approximately 80 percent of residential refuse subscribers use a 32-gallon cart or a 64-gallon cart. Effective July 1, 2023, for 32-gallon cart subscribers, monthly rates would increase from \$43.66 monthly to \$49.66, or \$6.00 per month, which translates to a 13.7% increase. FY 2025-2028 rates for 32-gallon containers would increase \$6.00 per month each year. Subscribers with a 64- or 96-gallon cart would see a decrease in their

rate on July 1, 2023 to reflect the cost-of-service, with subsequent annual increases of \$6.00 per month.

This schedule brings residential rates more in line with the costs of servicing customers at these subscription levels. None of the proposed rate schedules reflect staff’s policy preferences. These proposed rates reflect costs of serving customers’ refuse, recyclables, and compost needs. The only exception is, where significant rate increases were required, staff attempted to moderate these increases over the five-year schedule to lessen the immediate detrimental rate impacts on these customers.

As shown in the tables below, Berkeley’s proposed rate for 32-gallon carts in FY 2024 would be in the mid-range of comparable cities.

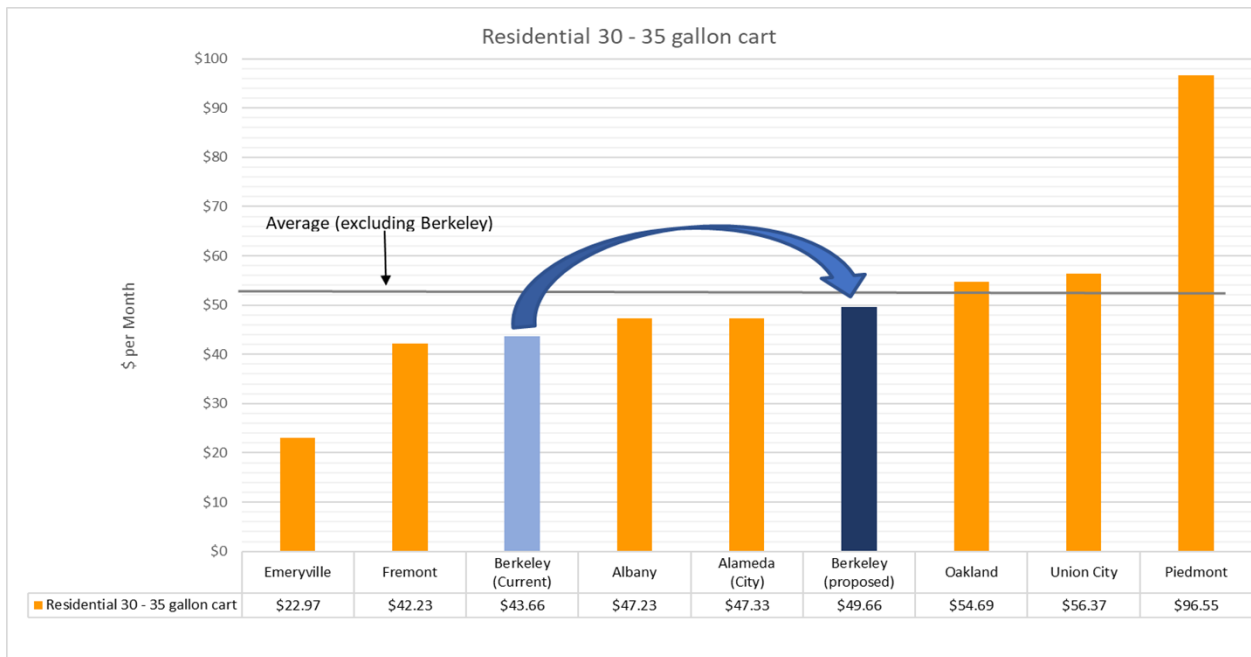


Figure 3 Berkeley's 32-Gallon Rate in Comparison to Other Cities

The comparison for 64-gallon carts is in Figure 4.

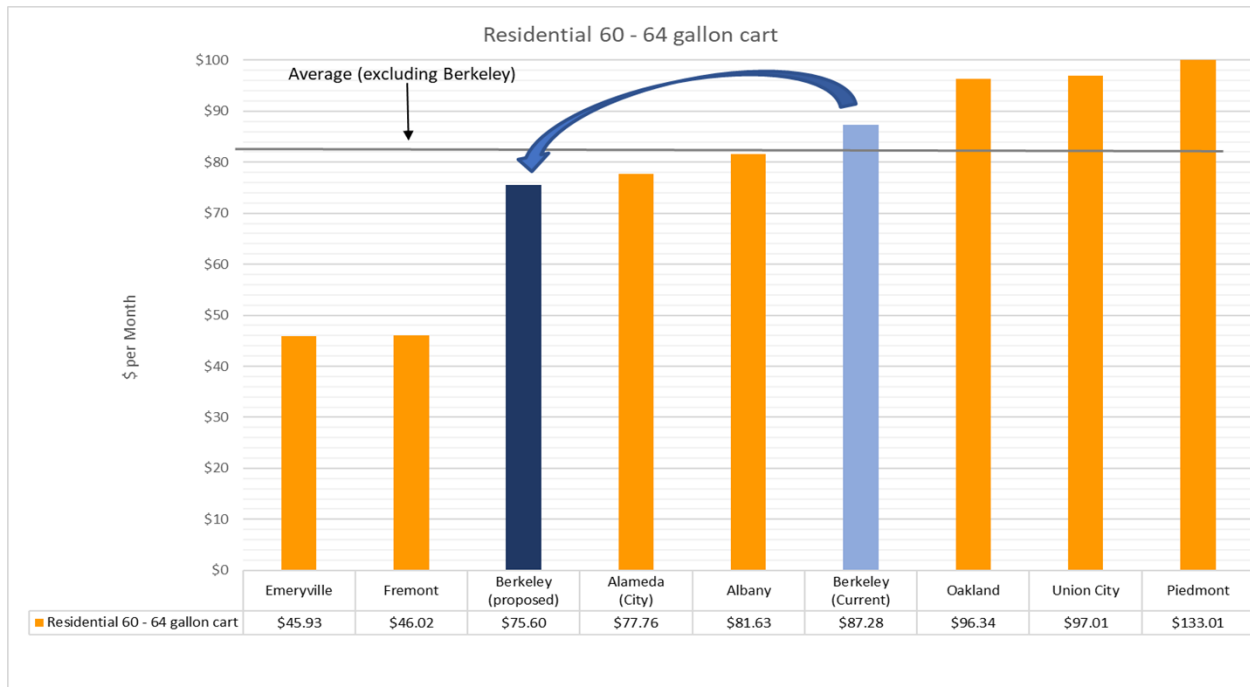


Figure 4 Berkeley's 64-Gallon Rate in Comparison to Other Cities

Comparing FY 2025-2028 rates with comparable cities is not possible given these cities have not yet set rates for future years.

**Service comparisons among cities.** In response to Council’s inquiry about services and programs funded by Zero Waste rates in other cities, staff included Attachment 3, *Residential Rate and Service Comparison with Other Jurisdictions*. Approximately 87% of ZWD’s costs to serve customers includes material collection, processing, marketing, and/or disposal. The remaining 13% includes other costs such as those related to the *Clean Cities* program (illegal dumping, street sweeping, and other cleanups), and the outreach, education, and implementation of City ordinances and State laws.

**Equity.** City Council has incorporated equity into Public Works’ services, e.g., BerkDOT, equity zone in the City’s paving plan, and expansion of low-income discount to customers paying sewer fees. In a similar vein, staff recommends City Council make Zero Waste customers eligible for the City’s *Very Low Income Refund* program. This program provides residents who meet U.S. Department of Housing and Urban Development’s very low income definition a full refund on Berkeley-specific taxes and fees. Given Proposition 218, these refunds must be covered by non-Zero Waste rate revenue, most likely the General Fund. Staff estimate about 100 low-income customers eligible for the *Very Low Income Refund* program, and the estimated General Fund cost for the refunds would be approximately \$100,000. Staff have submitted a midcycle budget request in this amount and are seeking City Council’s amendment of BMC

12.38.090 to clarify that the use of General Funds for subsidizing low income residents is allowed under that section.<sup>1</sup>

**Commercial Rates.** Commercial rates include commercial properties and homes with 5 units or more. Currently, commercial collection costs are allocated to refuse collection carts or containers, green and food waste carts and containers, and recyclables. The cost-of-service analysis found the projected commercial revenue at current rates nearly equal to the FY 2024 costs to provide commercial services. Accordingly, all current commercial rates are proposed to increase only 0.4% for FY 2024.

For FYs 2025-2028, to keep these rates at the cost of service, the proposed rate schedule includes annual revenue increases of 9%, 9%, 7%, and 4%, respectively. However, the rates to produce this level of revenue vary according to cost of service. Proposed commercial rates for the most common subscription levels are provided in the table below.

Solid Waste Container Size	# of Customers	Current \$/mo.	% Chg:					FY 2028 vs. Current	Avg. Incr. \$/mo.
			0.4%	9%	9%	7%	4%		
			FY 2024 \$/mo.	FY 2025 \$/mo.	FY 2026 \$/mo.	FY 2027 \$/mo.	FY 2028 \$/mo.		
32-gallon, 1x/wk	528	\$35.89	\$36.03	\$ 39.28	\$ 42.81	\$ 45.81	\$ 47.64	\$11.75	\$2.35
64-gallon, 1x/wk	479	\$71.74	\$72.03	\$ 78.51	\$ 85.58	\$ 91.57	\$ 95.23	\$23.49	\$4.70
96-gallon, 1x/wk	518	\$107.57	\$108.00	\$ 117.72	\$ 128.32	\$ 137.30	\$ 142.79	\$35.22	\$7.04
96-gallon, 2x/wk	148	\$225.92	\$226.83	\$ 247.24	\$ 269.49	\$ 288.36	\$ 299.89	\$73.97	\$14.79
1 CY, 1x/wk	226	\$173.77	\$174.47	\$ 190.17	\$ 207.29	\$ 221.80	\$ 230.67	\$56.90	\$11.38
2-CY, 1x/wk	160	\$327.29	\$328.60	\$ 358.17	\$ 390.41	\$ 417.74	\$ 434.45	\$107.16	\$21.43

Figure 5 Commercial Proposed Rate Schedule (FY 2024-FY 2028)

**Other Fees.** The rate schedule includes other refuse collection fees, many of which are charges for additional services offered to customers but not required of customers. Some of the most common fees are for bin cleaning, distance charges, and key charges.

**Zero Waste Commission/Proposition 218 Concerns.** Public Works briefed the Zero Waste Commission’s subcommittee on staff’s proposed five-year rate schedule on February 9, February 23, and March 10, and the Zero Waste Commission took action at its March 28, 2023 meeting. The Commission’s action (5 ayes with one abstention) did not support the staff recommendation and its advice is reflected at Attachment 4.

The Zero Waste Commission, its subcommittee, and City Council have expressed concern over the tension between Proposition 218’s cost of service approach and the

<sup>1</sup> BMC 12.38.090 was adopted by Council. A voter initiative in 1984 subsequently amended sections of the Recycling Policy Ordinance, but left 12.38.090 unchanged. Council is therefore authorized to amend this section. Even if this section could only be amended by the voters, the proposed new language is merely clarifying, rather than changing, the intent of this section. Providing subsidies to low income residents does not contradict the prohibition on using general funds to “implement the provisions of” the Recycling Policy Ordinance; Zero Waste expenses will continue to be allocated from the Zero Waste fund.

City's policy preference to incentivize subscribers to fewer gallon containers (and less waste). As discussed at the work session, City Council may act to amend its legislative priorities to include a state legislative approach that permits cities more flexibility in addressing this policy tension so that a Zero Waste rate schedule can better encourage recycling and discourage landfilling. The City Council also could deploy non-ratepayer funds, i.e., General Funds, to incentivize 20- and 32-gallon container customers who are effective recyclers and composters (though this would likely require an amendment to BMC 12.38.090). In addition, the Commission, subcommittee and City Council expressed interest in alternatives that might increase recycling and reduce costs. These ideas include customers opting out of collection service or only having garbage collection once every two weeks, elimination of the residential 96-gallon trash cart, and surcharges for customers using 64- and 96-gallon residential carts. The City Council could take action to refer these items for consideration in the development of the recently-initiated *Zero Waste Strategic Plan*.

## BACKGROUND

To assess customers' views of these collection services, Public Works contracted with a public opinion research firm to conduct a scientific survey in May 2021 of both residential and commercial customers. The survey contacted 520 residential and commercial customers, and the results have a margin of error of 4.9% for residential and 10.4% for commercial. The survey found that:

- residential customers have a high satisfaction with the City's recycling, composting, and garbage collection services. Customer satisfaction ranged from 84-92%, which was at or above satisfaction levels for comparable utilities. In addition, 70% of residential customers found rates reasonable (10% unreasonable), outpacing other comparable utilities by 6-17%.
- commercial customers had positive satisfaction, but were less satisfied with services and rates than residential customers. Between 61-63% of commercial customers were satisfied with services, which is 12% or more below comparable utilities. On the other hand, nearly half of commercial customers found rates reasonable, which was on par with commercial customers' views of other utilities' rates.
- customers were very positive about their experiences at the Transfer Station and Berkeley Recycling (85-91% satisfaction).

The City's progress toward Zero Waste continues to fall short. As shown in *Public Works' Performance and Work Measures* at <https://berkeleyca.gov/your-government/about-us/departments/public-works>, the City's landfill diversion rate as of 2021 was 74%, which is short of the City's vision to be a global leader in this regard. Figure 7 shows the landfill tonnage since 2010. Due to the City's aged, inefficient



internal systems, staff were unable to compile data on how many customers over the years are migrating from larger container subscriptions to smaller ones.

Reporting Year	Annual Tons Landfilled
2010	65,990
2011	69,304
2012	73,316
2013	60,659
2014	68,874
2015	68,221
2016	92,234
2017	89,788
2018	93,896
2019	91,579
2020	75,106
2021	73,075

Figure 6 Landfilled Tonnage 2010-2021

ZWD’s focus on customer service and the Zero Waste goal have been frustrated by a high staff vacancy rate. Public Works’ current vacancy rate stands at 15%. In the past two years, ZWD’s effective vacancy rate climbed on some days to 42%. For ZWD, the vacancy rate has direct impacts on customer service. Fewer staff means drivers are assigned to collect two routes per day (versus one), and are less familiar with the second route, leading to more missed pickups. Persistent vacancies in the Field Representative positions hamper progress towards our Zero Waste goal, as these representatives are the main method for encouraging businesses to improve their recycling and composting.

There are glimmers of hope, however. In the last six months, ZWD’s vacancy rate has reduced to 8%. In addition, Public Works has brought aboard a consultant team to work with City staff, Zero Waste Commission, community, and City Council to develop a *Zero Waste Strategic Plan* that will set the City’s course for achieving Zero Waste.

**ENVIRONMENTAL SUSTAINABILITY AND CLIMATE IMPACTS**

The proposed rate schedules ensure that the ZWD will generate sufficient revenues to continue to provide services that strive toward the City’s Zero Waste Goal, which is a key component of the 2009 Climate Action Plan; to advance the pre-construction phase of the Solid Waste and Recycling Transfer Station Replacement Project; to comply with various state legislation to improve the commercial sector’s recycling and composting; to implement the City’s *Single Use Foodware and Litter Reduction* and *Plastic Bag* ordinances; and deliver these programs with a modernized fleet using computerized financial and routing systems and reasonable replacement schedule for carts/bin and other capital needs. These environmental, sustainable, and climate goals would be compromised by a Zero Waste Fund that is not financially self-sufficient.

**FISCAL IMPACTS**

Figure 7 below shows the fund impacts should the proposed rates be approved by City Council. Over the five year period, the fund balance is projected to decline from \$24.5 million to \$3.3 million, less than 30 days of operating expenses. Most of this decline is attributable to the fund balance being used to reduce customers’ rate increases. This approach enables the Zero Waste Fund to replace the division’s computerized management system, properly fund the Zero Waste Division’s vehicle maintenance and replacement, sustain the Clean Cities Unit (street sweeping, illegal dumping, and other cleanups), remedy the damage of ZWD’s vehicles on the City’s pavement, complete the pre-construction phase of the Transfer Station Replacement, and gain the City’s compliance on local and state laws (including SB 1383).

Continuing with existing rates leads to a negative fund balance (dotted blue line) before the end of FY 2024 – 2025.

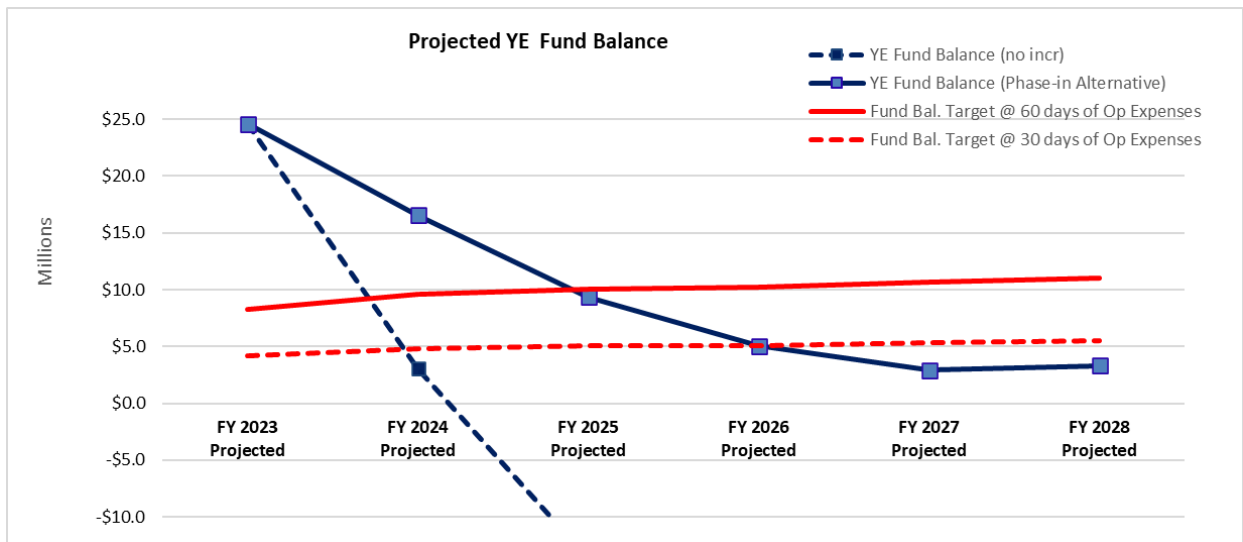


Figure 7 Zero Waste Fund Balances

Staff estimate the cost to the General Fund for adding Zero Waste customers to the *Very Low Income Refund* program at approximately \$100,000.

Per City Council’s inquiry, Zero Waste funding contributes to the City’s street sweeping program. Citation revenue related to street sweeping parking restrictions is deposited in the General Fund. Citation revenue has ranged from \$1.4 million to \$1.7 million annually.

**ALTERNATIVE ACTIONS CONSIDERED**

Staff considered a no action alternative, but that would result in a negative Zero Waste Fund balance within the five-year period of the rate schedule and impede progress toward the City’s Zero Waste goal.

While staff do not recommend this approach, staff have provided an alternate resolution (Attachment 5) in tonight’s packet that, if adopted, would initiate the Proposition 218 procedures on a reduced rate schedule in which vehicle impacts costs are eliminated.

Solid Waste Container Size	Current \$/mo.	FY 2024 \$/mo.	Change \$/mo.	FY 2025 \$/mo.	Change \$/mo.	FY 2026 \$/mo.	Change \$/mo.	FY 2027 \$/mo.	Change \$/mo.	FY 2028 \$/mo.	Change \$/mo.
13-gallon	\$17.78	\$22.53	\$4.75	\$27.28	\$4.75	\$32.03	\$4.75	\$36.78	\$4.75	\$41.53	\$4.75
20-gallon	\$27.30	\$32.05	\$4.75	\$36.80	\$4.75	\$41.55	\$4.75	\$46.30	\$4.75	\$51.05	\$4.75
32-gallon	\$43.66	\$48.41	\$4.75	\$53.16	\$4.75	\$57.91	\$4.75	\$62.66	\$4.75	\$67.41	\$4.75
45-gallon	\$61.38	\$66.13	\$4.75	\$70.88	\$4.75	\$75.63	\$4.75	\$80.38	\$4.75	\$85.13	\$4.75
64-gallon	\$87.28	\$75.60	(\$11.68)	\$80.35	\$4.75	\$85.10	\$4.75	\$89.85	\$4.75	\$94.60	\$4.75
96-gallon	\$130.87	\$94.47	(\$36.40)	\$99.22	\$4.75	\$103.97	\$4.75	\$108.72	\$4.75	\$113.47	\$4.75

Figure 8 Residential Rates – Remove \$7.0 million Paving Costs

City Council could delay the rate adjustment, leaving the rates flat for a fourth consecutive fiscal year. This would require the use of more fund balance to cover operations until a new rate schedule was approved, and may require future rate adjustments be larger than the ones suggested in this staff report.

**CONTACT PERSON**

Leticia Jauregui, Acting Solid Waste & Recycling Manager, Public Works, 981-6359  
Liam Garland, Public Works Director, 981-6303

**Attachments:**

- 1: Resolution
- 2: Ordinance Amending BMC Section 12.38.090
- 3: Residential Rate and Service Comparison with Other Jurisdictions
- 4: Zero Waste Commission’s March 28, 2023 Recommendation
- 5: Alternate Resolution with Vehicle Impact Costs Removed

RESOLUTION NO. ##,### - N. S.

ESTABLISHING FIVE-YEAR RATE SCHEDULES FOR REFUSE, RECYCLING,  
PLANT DEBRIS AND OTHER SERVICES AND CONFORMING TO ARTICLE XIII D § 6  
OF THE CALIFORNIA CONSTITUTION

WHEREAS, in May 20, 2014 City Council Approved a Resolution 66,600 – N. S. for Five-Year Rate Schedules to ensure sufficient revenues are generated to match Zero Waste Division service and program expenses;

WHEREAS, in September 17, 2019, December 7, 2021, and February 28, 2023 work sessions, the City Council provided input to staff with regards to allocation of residential and commercial collection costs and revenues;

WHEREAS, the City has engaged a consultant to evaluate the appropriate allocation of residential and commercial collection costs and revenues, and develop and update a rate model; and

WHEREAS, the City has operated a *Very Low Income Refund* program for various taxes and fees, but to date low income Zero Waste customers have not been eligible for such a program;

NOW THEREFORE, BE IT RESOLVED by the Council of the City of Berkeley that Council directs City staff to initiate the Proposition 218 process for the five year Zero Waste rate schedule and make Zero Waste customers eligible for the *Very Low Income Refund* program. The following procedures shall be used when increasing a fee or charge or imposing a new fee or charge subject to Article XIID of the California Constitution:

Section One. Notice: Increase in Existing Fee. Prior to increasing a fee or charge, each parcel upon which the fee or charge is proposed for the increase shall be identified. The City Clerk shall mail written notice of the revised fees that will be considered to all record owners of identified parcels whose names and addresses appear on the last equalized tax assessment rolls (as provided in Government Code § 53750(j)).

Section Two. Notice: Imposing a New Fee. Prior to imposing a new fee or charge, each parcel upon which the new fee or charge is proposed to be imposed shall be identified. The City Clerk shall mail written notice of the public hearing at which the revised fee will be considered to all record owners of identified parcels whose names and addresses appear on the last equalized secured property tax assessment roll (as provided in Government Code § 53750(j)).

Section Three. Protest Procedure.

A. The City Council shall consider all protests submitted in accordance with the requirements of this section. Any owners whose names and addresses appear on the last equalized secured property tax assessment roll, or any tenant of the parcel, may submit a protest against the proposed fee or charge or against the proposed increase in an existing or new fee or charge either at the noticed public hearing or, prior to the public hearing, to the City Clerk, 2180 Milvia Street Berkeley, First Floor, California 94704, by no later than 3:00 p.m. on the date of the public hearing. The protest must be in writing. Protests submitted by email or facsimile, as well as verbal protests, will not be considered by the City Council to determine whether a majority of the owners of the identified parcels have submitted protests. All members of the public are entitled to make comments at the public hearing whether or not they choose to submit a written protest or own property that would be subject to the increased or new fee or charge.

B. All written protests must be submitted before the conclusion of the noticed public hearing. The City Clerk shall not accept or consider any protest that is received after the conclusion of the public hearing even if postmarked prior to that time.

C. Written protests must identify the affected property (by assessor's parcel number) and must include the original signature of the person submitting the protest. The person signing the protest shall identify themselves as the owner of the parcel as shown on the last equalized secured property tax assessment roll, the owner's authorized representative, or a tenant of the parcel.

D. One written protest per parcel, submitted by the owner of the parcel whose name appears on the last equalized property tax assessment roll, or a tenant of the parcel, shall be counted. If one of the owners of a parcel that is owned by more than one person or entity submits a written protest, or if one of the tenants of a parcel that is occupied by more than one tenant submits a written protest, that protest shall be included in the calculation of whether there is a majority protest against the fee or charge. Under all circumstances, only one protest per parcel shall be counted.

#### 1. Cooperatives

When property is owned by a cooperative, the cooperative as a single entity may return the written protest, or individual residents may submit a protest. Only one protest per parcel shall be counted. Common areas (including parking spaces) do not count as separate parcels. Whether or not a cooperative protests or casts a ballot is determined by the cooperative's bylaws.

#### 2. Replacement Protests

A property owner may request a replacement protest form be issued. Alternately, a property owner may submit, in writing, a protest not issued by the City, provided that it contains the information required in Section 3(C) above. Requests for replacement

protests must be made in writing (e-mail is permitted) and must contain the property owner's name and the property address.

E. Any person who signs a written protest may withdraw it by submitting a written request that the protest be withdrawn in person at the public hearing or to the City Clerk at 2180 Milvia Street, First Floor, Berkeley, California 94704, by no later than 3:00 p.m. on the date of the public hearing. The written withdrawal of a protest shall identify the parcel and the name of the owner whose name appears on the last equalized secured property tax assessment roll, or the name of the tenant who submitted the protest, and include a request that the protest be withdrawn. The withdrawal of a protest shall only be valid if it is submitted by the same person who submitted the protest. A person who withdraws a protest in person at the public hearing shall provide evidence that they are the person listed on the last equalized secured property tax assessment roll for the affected property, or a tenant of that property.

F. Written protests shall remain sealed until the conclusion of the public hearing. From and after the time they are opened after the conclusion of the public hearing, the written protests shall constitute "public records" (as defined in Government Code § 6254). The City Clerk shall establish appropriate safeguards to ensure that the protests are not opened prior to the conclusion of the public hearing.

G. Failure of any person to receive a protest form shall not invalidate the proceedings.

H. If a protest is lost, withdrawn, destroyed or never received, the City will mail or otherwise provide a replacement protest to the owner upon receipt of a written request delivered to the City Clerk. The replacement protest will be marked to identify it as a replacement protest. Any request for a replacement protest to be mailed to another location must include evidence, satisfactory to the City, of the identity of the person requesting the protest. The same procedure applies to replacement protests which are lost, withdrawn, destroyed, or never received. A person who withdraws a protest, or requests a replacement protest in person at the public hearing shall provide evidence that they are the owner or tenant of the effected property and, in the case of a request to withdraw a protest, that they are the person who submitted the protest to be withdrawn.

I. If a protest is returned by the United States Post Office as undeliverable, the City may mail a redelivered protest to the current property owner, if updated ownership or owner mailing address can be determined. The redelivered protest will be marked to identify it as a redelivered protest.

Section Four. Tabulation of Written Protests. The following procedures are hereby adopted for calculating whether a majority protest against the increase or new fee or charge has been received:

A. The City Clerk shall determine the validity of all protests. The City Clerk shall not accept as valid any protest if the City Clerk determines that any of the following:

- i. The protest does not identify a parcel which receives the property-related service for which the fee or charge is imposed.
- ii. The protest does not bear an original signature of the person submitting the protest.
- iii. The protest does not state its opposition to the proposed fee that is the subject of the protest proceeding.
- iv. The protest was not received by the City Clerk before the close of the public hearing on the proposed fee.
- v. A request to withdraw the protest is received prior to the close of the public hearing on the proposed fee.

B. The City Clerk's decision regarding the validity of protest shall constitute a final action of the City and shall not be subject to appeal to the City Council or to any other board or employee of the City.

C. In the event of a dispute regarding whether the signer of a protest is the owner or tenant of the parcel to which the protest applies, the City will make such determination from the official County Assessor records and any evidence of ownership or tenancy submitted to the City prior to the conclusion of the protest period. The City will be under no duty to obtain or consider any other evidence as to ownership or tenancy of property and its determination of ownership or tenancy will be final and conclusive.

D. In the event of a dispute regarding whether the signer of a protest is an authorized representative of the owner of the parcel, the City may rely on the statement on the protest signed under penalty of perjury that the person completing the protest is the owner's authorized representative, and any evidence submitted to the City prior to the conclusion of the protest period. The City will be under no duty to obtain or consider any other evidence as to whether the signer of the protest is an authorized representative of the owner and its determination will be final and conclusive.

E. The City Clerk shall begin tabulating written protests immediately following the close of the public hearing. The City Manager may retain a private firm with demonstrated experience in tabulating written protests to assist the City Clerk. If, at the conclusion of the public hearing, cursory review of the protests received demonstrates that the number received is manifestly less than one-half of the parcels served by the City with respect to the increase or new fee or charge which is the subject of the protest, then the City Clerk may advise the City Council of the absence of a majority protest without tabulating the protests.

F. The City Council may, if necessary, continue the tabulation to a different time or location accessible to the public, provided it announces the time and location at the hearing.

G. If written protests against the proposed new fee or charge, or against the proposed increase in an existing fee or charge, are presented by a majority of the owners of the identified parcels, the City Council shall not impose the fee or charge.

BE IT FURTHER RESOLVED that this activity is not a project and therefore is not subject to the California Environmental Quality Act (CEQA) pursuant to CEQA Guidelines section 15060(c)(3) and that the City Council will hold a ballot tabulation and Public Hearing at least forty-five (45) days from the mailing out of written notice.

EXHIBIT A: Draft Resolution, Setting Rates for Residential and Commercial Refuse, Recyclables and Plant Debris Collection and Rescinding Resolution No. 66,600–N.S.



RESOLUTION NO. XX,XXX-N.S.

SETTING RATES FOR RESIDENTIAL AND COMMERCIAL REFUSE  
COLLECTION AND RESCINDING RESOLUTION NO. XX,XXX - N.S.

WHEREAS, the City is required by law, and in the interest of public health and resource conservation, to provide comprehensive waste management services to the public; and

WHEREAS, the Zero Waste (previously called the Refuse) Fund is an enterprise fund for solid waste management (refuse, recycling and organic) programs and services, and must generate revenue to meet its expenses; and

WHEREAS, on April 25, 2023, the City Council set a public hearing on June 27, 2023, to consider protests and increase residential and commercial refuse, recycling, and organic collection rates if there is no majority protest; and

WHEREAS, the City mailed written protest forms to all record owners of identified parcels whose names and addresses appear on the last equalized secured property tax assessment roll in compliance with the required Proposition 218 majority protest process to increase residential and commercial refuse, recycling, and organics collection rates; and

WHEREAS, the notice mailed established that all written ballots must be submitted before the noticed public hearing is closed by a vote of the Council. The City Clerk shall not accept or consider any ballot that is received after the public hearing is closed even if postmarked prior to that time. The City Clerk, or deputy, shall begin tabulating written protests immediately following the close of the public hearing. If, at the conclusion of the public hearing, cursory review of the protests received demonstrates that the number of protests is manifestly less than one-half of the ballots mailed, then the City Clerk may advise the City Council of the absence of a majority protest without tabulating the protests.

NOW THEREFORE, BE IT RESOLVED by the Council of the City of Berkeley as follows:

Section 1. Pursuant to Section 12.32.050 of the Berkeley Municipal Code, refuse, recycling and organic (previously termed garbage only) collection service is provided by the City, and all owners of premises and places in the City in or from which refuse, recyclables and organic materials are created, accumulated or produced shall use or cause to be used, and pay the fees charged for the City's collection service; and the City Council adopts the service provisions, charges, and fees set forth below.

Section 2. General Provisions.

(a) Regular residential, single, and multi-family dwelling units of 4 or less, refuse collections shall be made only once each week.

(b) Whenever collection services are discontinued or cancelled prior to the end of the period for which the collection fees have been paid, a refund shall be made of that portion of the fees for the period subsequent to the discontinuance or cancellation of such service; provided, however, that no refund of less than one month's fee shall be made. Requests for such refunds shall be processed administratively under such rules and regulations therefore as shall be prescribed by the City Manager. Refunds may be granted as herein authorized only upon the written approval of the City Manager, Solid

Waste & Recycling Manager or her/his designee.

(c) For purposes of this resolution, the term "commercial" includes multi-family dwellings of 5 or more dwelling units.

Section 3. Regularly Scheduled Cart Service: Citywide refuse collected and removed in carts or bins, the provisions, rates, and charges, for FY 2024, shall be as follows. Rates for FY 2025 through FY 2028 can be found in Attachment 1.

(a) For residential units, the base refuse service also includes recycling and organics service (recycling and organics carts are 64-gallon (split body) and 64-gallon carts, respectively). The monthly residential solid waste management integrated rates for these City provided residential (4 dwelling units or less) carts shall be:

Solid Waste Container Size	Number of Collections per Week						
	1X	2X	3X	4X	5X	6X	7X
13 Gallon	\$23.78	\$49.81	\$74.67	\$104.33	\$136.33	\$170.72	\$199.15
20 Gallon	\$33.30	\$69.82	\$104.79	\$146.38	\$191.24	\$239.52	\$279.42
32 Gallon	\$49.66	\$104.25	\$156.32	\$218.37	\$285.37	\$357.26	\$416.85
45 Gallon	\$66.63	\$139.87	\$209.79	\$293.06	\$383.01	\$479.53	\$559.47
64 Gallon	\$75.60	\$158.74	\$238.09	\$332.59	\$434.65	\$544.26	\$634.93
96 Gallon	\$94.47	\$198.42	\$297.63	\$415.76	\$543.29	\$680.33	\$793.71

For residential units requiring refuse bin service, the monthly residential solid waste management integrated rates for these City-provided bins (refuse) and carts (recycling and organics) shall be:

Frequency	Bin Size		
	1 cy	1.5 cy	2 cy
1 /week	\$174.47	\$251.44	\$328.60
2 /week	\$336.70	\$494.81	\$653.07

(b)

Container Size	Number of Collections per Week						
	1X	2X	3X	4X	5X	6X	7X
13 Gallon	\$14.67	\$30.73	\$46.07	\$64.36	\$84.11	\$105.32	\$122.87
20 Gallon	\$22.53	\$47.24	\$70.90	\$99.03	\$129.39	\$162.05	\$189.04
32 Gallon	\$36.03	\$75.64	\$113.43	\$158.45	\$207.06	\$259.22	\$302.46
45 Gallon	\$50.65	\$106.33	\$159.49	\$222.80	\$291.18	\$364.56	\$425.33
64 Gallon	\$72.03	\$151.23	\$226.83	\$316.86	\$414.09	\$518.52	\$604.90
96 Gallon	\$108.00	\$226.83	\$340.24	\$475.28	\$621.08	\$777.74	\$907.35

Rates for FY 2025-2028 are included in Attachment 1.

(c) The FY2024 monthly rates for commercial organics (compost) carts, multi-family dwelling units of 5 or more, and businesses, shall be:

Container Size	Number of Collections per Week						
	1X	2X	3X	4X	5X	6X	7X
32 Gallon	\$28.83	\$60.51	\$90.74	\$126.76	\$165.65	\$207.38	\$241.96
64 Gallon	\$57.63	\$120.99	\$181.46	\$253.49	\$331.28	\$414.81	\$483.92
96 Gallon	\$86.40	\$181.46	\$272.19	\$380.23	\$496.86	\$622.19	\$725.88

Rates for FY 2025-2028 are included in Attachment 1.

(d) New refuse residential service shall be provided a 20-gallon, 32-gallon, or 64-gallon carts. No new or replacement 13- or 45-gallon carts will be provided. Service will continue for existing containers. If the existing 13-gallon cart requires replacement due to age, damage or stolen, a 20-gallon cart shall be provided as replacement and charged at the 20-gallon rate.

(e) No more than two 96-gallon carts will be provided for multi-family customers for refuse, recycling or organics, unless there is inadequate space for a bin (one cubic yard capacity).

Section 4. Regularly Scheduled Commercial Bin Service: The provisions, rates, and charges are applicable for front- and rear-loading refuse, recycling, and organic bins that are mechanically picked up and emptied by the collection vehicles shall be as follows:

(a) The FY2024 monthly rates for refuse and recycling bins (loose), available to 5 dwelling units or more, and businesses, shall be as follows:

Capacity in Cubic Yards	Monthly Rental Rate	Service Collection Charge Based on Number of Collections Per Week						
		1X	2X	3X	4X	5X	6X	7X
1	\$26.98	\$147.49	\$309.72	\$464.61	\$649.00	\$848.09	\$1,061.95	\$1,238.95
1.5	\$30.19	\$221.24	\$464.61	\$696.89	\$973.45	\$1,272.12	\$1,592.94	\$1,858.44
2	\$33.59	\$295.01	\$619.49	\$929.21	\$1,297.92	\$1,696.16	\$2,123.90	\$2,477.89
3	\$40.38	\$442.47	\$929.21	\$1,393.82	\$1,946.93	\$2,544.28	\$3,185.86	\$3,716.82
4	\$60.39	\$589.97	\$1,238.95	\$1,858.44	\$2,595.88	\$3,392.35	\$4,247.82	\$4,955.77
5	\$60.39	\$737.46	\$1,548.69	\$2,323.04	\$3,244.86	\$4,240.45	\$5,309.76	\$6,194.72
6	\$66.83	\$884.95	\$1,858.44	\$2,787.64	\$3,893.81	\$5,088.50	\$6,371.69	\$7,433.66

Rates for FY 2025-2028 are included in Attachment 1.

## Exhibit A

(b) The FY2024 monthly rates for refuse bins (compacted), available to 5 dwelling units or more, and businesses, shall be as follows:

Capacity in Cubic Yards	Monthly Rental Rate	Service Collection Charge Based on Number of Collections Per Week						
		1X	2X	3X	4X	5X	6X	7X
1	\$26.98	\$294.98	\$619.44	\$929.23	\$1,298.00	\$1,696.18	\$2,123.90	\$2,477.90
1.5	\$30.19	\$442.49	\$929.23	\$1,393.78	\$1,946.90	\$2,544.24	\$3,185.87	\$3,716.87
2	\$33.59	\$590.02	\$1,238.97	\$1,858.41	\$2,595.85	\$3,392.31	\$4,247.80	\$4,955.77
3	\$40.38	\$884.95	\$1,858.41	\$2,787.64	\$3,893.87	\$5,088.56	\$6,371.72	\$7,433.64
4	\$60.39	\$1,179.95	\$2,477.90	\$3,716.87	\$5,191.77	\$6,784.69	\$8,495.64	\$9,911.54
5	\$60.39	\$1,474.92	\$3,097.38	\$4,646.08	\$6,489.72	\$8,480.90	\$10,619.51	\$12,389.44
6	\$66.83	\$1,769.90	\$3,716.87	\$5,575.28	\$7,787.62	\$10,177.00	\$12,743.39	\$14,867.31

Rates for FY 2025-2028 are included in Attachment 1.

(c) The FY2024 monthly rates for organic bins, available to 5 dwelling units or more, and businesses, shall be as follows:

Capacity in Cubic Yards	Monthly Rental Rate	Service Collection Charge Based on Number of Collections Per Week						
		1X	2X	3X	4X	5X	6X	7X
1	\$21.58	\$117.99	\$247.78	\$371.69	\$519.20	\$678.47	\$849.56	\$991.16
1.5	\$24.16	\$177.00	\$371.69	\$557.52	\$778.76	\$1,017.69	\$1,274.35	\$1,486.75
2	\$26.87	\$236.01	\$495.59	\$743.36	\$1,038.34	\$1,356.92	\$1,699.12	\$1,982.31
3	\$32.30	\$353.97	\$743.36	\$1,115.06	\$1,557.55	\$2,035.42	\$2,548.69	\$2,973.46
4	\$48.31	\$471.97	\$991.16	\$1,486.75	\$2,076.71	\$2,713.87	\$3,398.26	\$3,964.62
5	\$48.31	\$589.97	\$1,238.95	\$1,858.44	\$2,595.88	\$3,392.36	\$4,247.81	\$4,955.78
6	\$53.46	\$707.96	\$1,486.75	\$2,230.11	\$3,115.05	\$4,070.80	\$5,097.36	\$5,946.92

Rates for FY 2025-2028 are included in Attachment 1.

For the above commercial rates, no new 1.5 or 5 cubic yard bins are provided.

Section 4. Regularly Scheduled and Temporary Roll-off Container Service: The provisions, rates and charges for roll-off containers, shall be as follows:

(a) The FY2024 monthly rates for roll-off containers (loose) shall be as follows:

Capacity in Cubic Yards	Monthly Rental Rate	Service Collection Charge Based on Number of Collections Per Week						
		1X	2X	3X	4X	5X	6X	7X
6	\$91.24	\$1,122.82	\$2,366.08	\$3,546.07	\$4,954.77	\$6,471.74	\$8,103.05	\$9,459.44
12	\$148.41	\$2,251.73	\$4,723.64	\$7,090.93	\$9,907.11	\$12,947.13	\$16,212.19	\$18,918.89
14	\$170.31	\$2,626.41	\$5,514.36	\$8,273.36	\$11,557.89	\$15,101.53	\$18,910.37	\$22,062.30
15	\$178.82	\$2,816.18	\$5,915.80	\$8,871.88	\$12,393.62	\$16,198.81	\$20,283.79	\$23,661.99
16	\$188.56	\$3,001.09	\$6,306.30	\$9,459.44	\$13,206.24	\$17,262.02	\$21,613.42	\$25,213.02
20	\$210.45	\$3,333.19	\$7,881.65	\$11,820.65	\$16,509.02	\$21,575.71	\$27,014.64	\$31,516.88
25	\$212.89	\$3,685.97	\$9,848.72	\$14,775.51	\$20,637.79	\$26,967.20	\$33,772.26	\$39,397.32
30	\$217.75	\$4,058.22	\$11,820.65	\$17,729.16	\$24,762.92	\$32,362.34	\$40,526.22	\$47,274.10

Rates for FY 2025-2028 are included in Attachment 1.

(b) The FY2024 monthly rates for roll-off containers (compacted) shall be as follows:

Capacity in Cubic Yards	Monthly Rental Rate	Service Collection Charge Based on Number of Collections Per Week						
		1X	2X	3X	4X	5X	6X	7X
6	\$91.24	\$2,245.64	\$4,732.15	\$7,092.15	\$9,909.55	\$12,943.48	\$16,206.11	\$18,918.89
12	\$148.41	\$4,503.45	\$9,447.28	\$14,181.87	\$19,814.23	\$25,894.25	\$32,424.38	\$37,837.77
14	\$170.31	\$5,252.81	\$11,028.72	\$16,546.73	\$23,115.79	\$30,203.07	\$37,820.74	\$44,124.61
15	\$178.82	\$5,632.36	\$11,831.60	\$17,743.76	\$24,787.25	\$32,397.62	\$40,567.58	\$47,323.98
16	\$188.56	\$6,002.17	\$12,612.59	\$18,918.89	\$26,412.48	\$34,524.05	\$43,226.83	\$50,426.04
20	\$210.45	\$6,666.38	\$15,763.31	\$23,641.31	\$33,018.03	\$43,151.41	\$54,029.29	\$63,033.76
25	\$212.89	\$7,371.94	\$19,697.44	\$29,551.03	\$41,275.58	\$53,934.40	\$67,544.51	\$78,794.63
30	\$217.75	\$8,116.44	\$23,641.31	\$35,458.32	\$49,525.83	\$64,724.69	\$81,052.44	\$94,548.21

Rates for FY 2025-2028 are included in Attachment 1.

- (c) There shall be a monthly surcharge of \$54.12 (FY 2024) multiplied by the number of service pickups per week where extra handling (spinning) of roll-off containers, or where reloading of a container onto a truck is required. Rates for FY 2025-2028 are included in Attachment 1.
- (d) For short-term (5 consecutive days or less including delivery and removal) rental of roll-off containers, the service rates and additional charges per

haul will be as follows for FY 2024 (Rates for FY 2025-2028 are included in Attachment 1.):

Temporary Roll-off (Loose)		
Capacity in Cubic Yards	Short-term Service Rate - Refuse	Short-term Service Rate - Organics
6 (dirt only)	\$540.15	\$432.12
12	\$374.49	\$299.59
14	\$437.74	\$350.20
16	\$499.99	\$399.99
20	\$567.26	\$453.81
30	\$674.69	\$539.75

Temporary Roll-off (Compacted)		
Capacity in Cubic Yards	Short-term Service Rate - Refuse	Short-term Service Rate - Organics
6 (dirt only)	not applicable	not applicable
12	\$748.98	\$599.19
14	\$875.49	\$700.39
16	\$999.98	\$799.99
20	\$1,134.52	\$907.62
30	\$1,349.38	\$1,079.50

For containers left over 4 days there shall be an additional charge of \$22.40 per day for no more than 2 additional days. For containers left over 6 days the service will be considered a "new" service and a new full short-term rate shall be charged in addition to the original and extra day charges.

Section 5. Other Special Provisions & Collection Services, Rates & Charges:

(a) Bulky Waste Collection, left at the edge of the right-of-way (sidewalk or if no sidewalk at the curb) on the scheduled Bulky Pickup Day constitutes authorization

for the City to provide services to remove the materials, and charge the following for FY 2024:

Customer Type	1st Collection in Calendar Year
Residential	No Charge up to 3 Cubic Yard; \$42.15 each additional Cubic Yard

Rates for FY 2025-2028 are included in Attachment 1.

(b) Extra Pickups. Additional charges apply for collection of carts and bins (any material type) in excess of regularly scheduled service, as follows (for FY 2024):

Container Size	per Container per Collection
13 Gallon	\$15.11
20 Gallon	\$15.84
32 Gallon	\$17.10
45 Gallon	\$18.41
64 Gallon	\$19.10
96 Gallon	\$20.55
1 Cubic Yd	\$47.34
1.5 Cubic Yds	\$64.38
2 Cubic Yds	\$81.41
3 Cubic Yds	\$115.47
4 Cubic Yds	\$149.53
5 Cubic Yds	\$183.60
6 Cubic Yds	\$217.66

Rates for FY 2025-2028 are included in Attachment 1.

(c) Collection of City-authorized pre-paid bags or containers for overages (i.e., materials do not fit in the customers container used for regularly scheduled collection services). Customers may use pre-paid bags and containers purchased at locations established or authorized by the Public Works Director. For reasons of worker safety and ready identification of items to be disposed, only bags procured from the City or containers provided by the City will be picked up.

1. Customers placing City-authorized pre-paid bags or containers (for extra garbage or plant debris) for collection alongside their regularly scheduled collection container, on a regularly scheduled collection day, will be collected at no additional charge.
2. For FY 2024, the collection of authorized pre-paid bags or containers (for

extra garbage or plant debris) placed for collection on a day other than a regularly scheduled collection day, or from locations not scheduled for service, shall be charged \$19.10 for collection of the first bag/container and no charge for additional bags/container (up to 10 bags). Charges for FY 2025-2028 are included in Attachment 1.

(d) Customer-Owned Bin Repairs. For FY 2024, commercial customers who own their bins and requests the following repairs, shall be charged as follows:

1. Complete bin replacement 100% of City cost (3<sup>rd</sup> party vendor) plus 10% administrative cost.
2. Wheel replacement, per wheel, \$75.00.
  - With plate replacement, additional, per plate, \$75.00.
3. Side wall(s) replacement, 100% of City cost (3<sup>rd</sup> party vendor) plus 10% administrative fee.
4. Lid replacement, 100% of City cost (3<sup>rd</sup> party vendor) plus 10% administrative fee.

Rates for FY 2025-2028 are included in Attachment 1.

(e) For FY 2024, there shall be a charge of \$26.56 per month, multiplied by the number of service pickups per week of bins and/or carts, for handling customer keys and codes to access containers. There is no charge for use of the standard key recommended by the Zero Waste Division, Solid Waste & Recycling Manager. Rates for FY 2025-2028 are included in Attachment 1.

(f) Damaged Cart Charges. The charge for replacement of a solid waste cart that was maliciously or willfully destroyed, or for which reasonable care was not used in securing or maintaining the cart, shall be 100% of City's 3<sup>rd</sup> party vendor rate, plus a 10% administrative fee.

(g) Container Cleaning. For FY 2024, charges for cleaning containers upon customer's request shall be as follows:

Container Type	Cleaning Rate (per container)
Wheeled cart (any size)	\$20.00
Bin (any size)	\$90.36

Rates for FY 2025-2028 are included in Attachment 1.

(h) Short-Term Bin Service. For FY 2024, short-term (4 consecutive days including delivery and removal days) rental rates are as follows:



Container Type	Short-Term Service Rate (per container)
1 Cubic Yard Bin	not available
1.5 Cubic Yard Bin	not available
2 Cubic Yard Bin	\$96.38
3 Cubic Yard Bin	\$116.46
4 Cubic Yard Bin	\$146.58
5 Cubic Yard Bin	\$166.66
6 Cubic Yard Bin	\$185.74
Additional Days (per day)	\$27.00

For bins left over 4 days there shall be an additional charge of \$27.00 per day, for no more than 2 additional days. For bins left over 6 days, the service will be considered a "new" service and a new full short-term rate will be charged in addition to the original and extra day.

Rates for FY 2025-2028 are included in Attachment 1.

(i) Distance Surcharge. To service containers that customers elect to not place at the curb (i.e., on property collection), there shall be an additional charge, as follows (for FY 2024):

Exhibit A

Customer/Container Type	Monthly Charge Based on Number of Collections Per Week						
	1X	2X	3X	4X	5X	6X	7X
<b>Residential</b>							
Distance from Curb (up to 25 feet)							
Carts, per account	\$34.50	\$69.01	\$103.51	\$138.02	\$172.52	\$207.02	\$241.53
Bins (1 - 2 cubic yards), per Bin	\$57.51	\$115.01	\$172.52	\$230.03	\$287.53	\$345.04	\$402.55
Each Additional 20 feet, or part thereof							
Carts, per account	\$11.50	\$23.00	\$34.50	\$46.01	\$57.51	\$69.01	\$80.51
Bins (1 - 2 cubic yards), per Bin	\$23.00	\$46.01	\$69.01	\$92.01	\$115.01	\$138.02	\$161.02
<b>Commercial</b>							
Distance from Curb (up to 25 feet)							
Carts, per cart	\$11.50	\$23.00	\$34.50	\$46.01	\$57.51	\$69.01	\$80.51
Bins (1 - 3 cubic yards), per Bin	\$57.51	\$115.01	\$172.52	\$230.03	\$287.53	\$345.04	\$402.55
Bins (4 - 6 cubic yards), per Bin	\$63.26	\$126.51	\$189.77	\$253.03	\$316.29	\$379.54	\$442.80
Each Additional 20 feet, or part thereof							
Carts, per cart	\$2.66	\$5.31	\$7.97	\$10.62	\$13.28	\$15.94	\$18.59
Bins (1 - 3 cubic yards), per Bin	\$23.00	\$46.01	\$69.01	\$92.01	\$115.01	\$138.02	\$161.02
Bins (4 - 6 cubic yards), per Bin	\$25.30	\$50.61	\$75.91	\$101.21	\$126.51	\$151.82	\$177.12

Rates for FY 2025-2028 are included in Attachment 1

(j) Stair Surcharge. To service carts that require climbing stairs, there shall be an additional charge, as follows (for FY 2024):

	Monthly Charge Based on Number of Collections Per Week						
	1X	2X	3X	4X	5X	6X	7X
Per Cart	\$11.50	\$23.00	\$34.50	\$46.01	\$57.51	\$69.01	\$80.51

Rates for FY 2025-2028 are included in Attachment 1

(k) There shall be a surcharge of 20% of the applicable base service charge rate where access to refuse, recycling, and/or organic bins is difficult, where moving the bin is dangerous due to narrow gateway, narrow passage or extreme slope, or where there is unusually high exposure to liability.

Section 6. Agreements. The City Council may authorize agreements with the Berkeley Unified School District, the University of California, or any other governmental agency or special district for collection and disposal of refuse, recycling, and organic materials upon such terms and conditions as may be mutually agreed upon.

**Attachment 1**  
**Proposed Solid Waste, Recycling, and Organics Collection Rates**  
**for FY2024-FY2028**

Residential Solid Waste Management Integrated Cart Rates

FY 2024

Container Size	Number of Collections per Week						
	1X	2X	3X	4X	5X	6X	7X
13 Gallon	\$23.78	\$49.81	\$74.67	\$104.33	\$136.33	\$170.72	\$199.15
20 Gallon	\$33.30	\$69.82	\$104.79	\$146.38	\$191.24	\$239.52	\$279.42
32 Gallon	\$49.66	\$104.25	\$156.32	\$218.37	\$285.37	\$357.26	\$416.85
45 Gallon	\$66.63	\$139.87	\$209.79	\$293.06	\$383.01	\$479.53	\$559.47
64 Gallon	\$75.60	\$158.74	\$238.09	\$332.59	\$434.65	\$544.26	\$634.93
96 Gallon	\$94.47	\$198.42	\$297.63	\$415.76	\$543.29	\$680.33	\$793.71

FY 2025

Container Size	Number of Collections per Week						
	1X	2X	3X	4X	5X	6X	7X
13 Gallon	\$29.78	\$62.38	\$93.51	\$130.65	\$170.73	\$213.79	\$249.40
20 Gallon	\$39.30	\$82.40	\$123.67	\$172.75	\$225.70	\$282.68	\$329.76
32 Gallon	\$55.66	\$116.84	\$175.21	\$244.76	\$319.85	\$400.43	\$467.21
45 Gallon	\$72.63	\$152.46	\$228.68	\$319.44	\$417.48	\$522.69	\$609.82
64 Gallon	\$81.60	\$171.34	\$256.98	\$358.99	\$469.15	\$587.45	\$685.32
96 Gallon	\$100.47	\$211.02	\$316.53	\$442.16	\$577.80	\$723.54	\$844.11

FY 2026

Container Size	Number of Collections per Week						
	1X	2X	3X	4X	5X	6X	7X
13 Gallon	\$35.78	\$74.94	\$112.35	\$156.98	\$205.13	\$256.87	\$299.65
20 Gallon	\$45.30	\$94.98	\$142.55	\$199.13	\$260.16	\$325.83	\$380.11
32 Gallon	\$61.66	\$129.44	\$194.10	\$271.14	\$354.33	\$443.59	\$517.57
45 Gallon	\$78.63	\$165.05	\$247.57	\$345.83	\$451.97	\$565.87	\$660.20
64 Gallon	\$87.60	\$183.94	\$275.88	\$385.38	\$503.64	\$630.65	\$735.71
96 Gallon	\$106.47	\$223.62	\$335.43	\$468.57	\$612.30	\$766.75	\$894.52

## FY 2027

Container Size	Number of Collections per Week						
	1X	2X	3X	4X	5X	6X	7X
13 Gallon	\$41.78	\$87.51	\$131.19	\$183.30	\$239.52	\$299.94	\$349.90
20 Gallon	\$51.30	\$107.56	\$161.43	\$225.50	\$294.61	\$368.99	\$430.45
32 Gallon	\$67.66	\$142.04	\$212.99	\$297.53	\$388.81	\$486.75	\$567.94
45 Gallon	\$84.63	\$177.65	\$266.46	\$372.22	\$486.46	\$609.05	\$710.58
64 Gallon	\$93.60	\$196.54	\$294.77	\$411.78	\$538.14	\$673.84	\$786.10
96 Gallon	\$112.47	\$236.22	\$354.33	\$494.97	\$646.81	\$809.96	\$944.93

## FY 2028

Container Size	Number of Collections per Week						
	1X	2X	3X	4X	5X	6X	7X
13 Gallon	\$47.78	\$100.08	\$150.04	\$209.62	\$273.92	\$343.02	\$400.15
20 Gallon	\$57.30	\$120.14	\$180.32	\$251.88	\$329.07	\$412.15	\$480.80
32 Gallon	\$73.66	\$154.63	\$231.87	\$323.91	\$423.28	\$529.92	\$618.30
45 Gallon	\$88.09	\$184.92	\$277.37	\$387.47	\$506.38	\$633.99	\$739.69
64 Gallon	\$99.60	\$209.13	\$313.67	\$438.17	\$572.63	\$717.03	\$836.49
96 Gallon	\$118.47	\$248.82	\$373.24	\$521.38	\$681.31	\$853.16	\$995.34

Residential Solid Waste Management Integrated Bin Rates

## FY2024

Frequency	1 CY	1.5 CY	2 CY
1x per week	\$174.47	\$251.44	\$328.60
2x per week	\$336.70	\$494.81	\$653.07

## FY2025

Frequency	1 CY	1.5 CY	2 CY
1x per week	\$190.17	\$274.07	\$358.17
2x per week	\$367.00	\$539.34	\$711.85

## FY2026

Frequency	1 CY	1.5 CY	2 CY
1x per week	\$207.29	\$298.74	\$390.41
2x per week	\$400.03	\$587.88	\$775.91

## FY2027

Frequency	1 CY	1.5 CY	2 CY
1x per week	\$221.80	\$319.65	\$417.74
2x per week	\$428.04	\$629.04	\$830.23

FY2028

Frequency	1 CY	1.5 CY	2 CY
1x per week	\$230.67	\$332.43	\$434.45
2x per week	\$445.16	\$654.20	\$863.44

Refuse Commercial Carts and Multi-family Dwelling Units of 5 of More and Businesses

FY2024

Container Size	Number of Collections per Week						
	1X	2X	3X	4X	5X	6X	7X
13 Gallon	\$14.67	\$30.73	\$46.07	\$64.36	\$84.11	\$105.32	\$122.87
20 Gallon	\$22.53	\$47.24	\$70.90	\$99.03	\$129.39	\$162.05	\$189.04
32 Gallon	\$36.03	\$75.64	\$113.43	\$158.45	\$207.06	\$259.22	\$302.46
45 Gallon	\$50.65	\$106.33	\$159.49	\$222.80	\$291.18	\$364.56	\$425.33
64 Gallon	\$72.03	\$151.23	\$226.83	\$316.86	\$414.09	\$518.52	\$604.90
96 Gallon	\$108.00	\$226.83	\$340.24	\$475.28	\$621.08	\$777.74	\$907.35

FY2025

Container Size	Number of Collections per Week						
	1X	2X	3X	4X	5X	6X	7X
13 Gallon	\$15.99	\$33.49	\$50.21	\$70.16	\$91.68	\$114.80	\$133.92
20 Gallon	\$24.56	\$51.49	\$77.28	\$107.95	\$141.03	\$176.63	\$206.06
32 Gallon	\$39.28	\$82.45	\$123.63	\$172.71	\$225.69	\$282.55	\$329.68
45 Gallon	\$55.21	\$115.90	\$173.85	\$242.85	\$317.39	\$397.37	\$463.61
64 Gallon	\$78.51	\$164.85	\$247.24	\$345.38	\$451.36	\$565.18	\$659.34
96 Gallon	\$117.72	\$247.24	\$370.86	\$518.06	\$676.98	\$847.74	\$989.01

FY2026

Container Size	Number of Collections per Week						
	1X	2X	3X	4X	5X	6X	7X
13 Gallon	\$17.43	\$36.51	\$54.73	\$76.47	\$99.93	\$125.14	\$145.98
20 Gallon	\$26.77	\$56.12	\$84.23	\$117.66	\$153.72	\$192.53	\$224.60
32 Gallon	\$42.81	\$89.87	\$134.76	\$188.25	\$246.01	\$307.98	\$359.35
45 Gallon	\$60.18	\$126.33	\$189.50	\$264.71	\$345.95	\$433.13	\$505.34
64 Gallon	\$85.58	\$179.68	\$269.49	\$376.46	\$491.99	\$616.05	\$718.68
96 Gallon	\$128.32	\$269.49	\$404.24	\$564.68	\$737.91	\$924.03	\$1,078.02

FY2027

Container Size	Number of Collections per Week						
	1X	2X	3X	4X	5X	6X	7X
13 Gallon	\$18.65	\$39.06	\$58.57	\$81.82	\$106.92	\$133.89	\$156.20
20 Gallon	\$28.64	\$60.05	\$90.13	\$125.90	\$164.48	\$206.01	\$240.32
32 Gallon	\$45.81	\$96.16	\$144.19	\$201.43	\$263.23	\$329.54	\$384.50
45 Gallon	\$64.40	\$135.18	\$202.76	\$283.24	\$370.17	\$463.45	\$540.71
64 Gallon	\$91.57	\$192.26	\$288.36	\$402.81	\$526.42	\$659.17	\$768.99
96 Gallon	\$137.30	\$288.36	\$432.54	\$604.21	\$789.56	\$988.72	\$1,153.48

FY2028

Container Size	Number of Collections per Week						
	1X	2X	3X	4X	5X	6X	7X
13 Gallon	\$19.40	\$40.63	\$60.91	\$85.10	\$111.20	\$139.25	\$162.44
20 Gallon	\$29.79	\$62.45	\$93.73	\$130.94	\$171.06	\$214.25	\$249.94
32 Gallon	\$47.64	\$100.01	\$149.96	\$209.49	\$273.76	\$342.72	\$399.88
45 Gallon	\$66.97	\$140.59	\$210.87	\$294.57	\$384.97	\$481.99	\$562.34
64 Gallon	\$95.23	\$199.95	\$299.89	\$418.93	\$547.48	\$685.54	\$799.75
96 Gallon	\$142.79	\$299.89	\$449.84	\$628.38	\$821.14	\$1,028.26	\$1,199.62

Organics Commercial Carts, Multi-family Dwelling Units of 5 or More and Businesses

FY2024

Container Size	Number of Collections per Week						
	1X	2X	3X	4X	5X	6X	7X
32 Gallon	\$28.83	\$60.51	\$90.74	\$126.76	\$165.65	\$207.38	\$241.96
64 Gallon	\$57.63	\$120.99	\$181.46	\$253.49	\$331.28	\$414.81	\$483.92
96 Gallon	\$86.40	\$181.46	\$272.19	\$380.23	\$496.86	\$622.19	\$725.88

FY2025

Container Size	Number of Collections per Week						
	1X	2X	3X	4X	5X	6X	7X
32 Gallon	\$31.43	\$65.95	\$98.90	\$138.17	\$180.56	\$226.04	\$263.74
64 Gallon	\$62.81	\$131.88	\$197.80	\$276.31	\$361.09	\$452.14	\$527.47
96 Gallon	\$94.17	\$197.80	\$296.69	\$414.45	\$541.58	\$678.18	\$791.21

FY2026

Container Size	Number of Collections per Week						
	1X	2X	3X	4X	5X	6X	7X
32 Gallon	\$34.25	\$71.89	\$107.81	\$150.60	\$196.81	\$246.38	\$287.47
64 Gallon	\$68.46	\$143.75	\$215.60	\$301.17	\$393.59	\$492.84	\$574.95
96 Gallon	\$102.65	\$215.60	\$323.39	\$451.75	\$590.32	\$739.22	\$862.42

FY2027

Container Size	Number of Collections per Week						
	1X	2X	3X	4X	5X	6X	7X
32 Gallon	\$36.65	\$76.92	\$115.35	\$161.14	\$210.59	\$263.63	\$307.60
64 Gallon	\$73.26	\$153.81	\$230.69	\$322.26	\$421.14	\$527.34	\$615.19
96 Gallon	\$109.83	\$230.69	\$346.03	\$483.37	\$631.65	\$790.97	\$922.79

FY2028

Container Size	Number of Collections per Week						
	1X	2X	3X	4X	5X	6X	7X
32 Gallon	\$38.12	\$80.00	\$119.97	\$167.59	\$219.01	\$274.17	\$319.90
64 Gallon	\$76.19	\$159.97	\$239.92	\$335.15	\$437.98	\$548.43	\$639.80
96 Gallon	\$114.22	\$239.92	\$359.87	\$502.70	\$656.91	\$822.60	\$959.70

Refuse Commercial Bins (Loose), Multi-family Dwelling Units of 5 of More and Businesses

FY2024

Capacity in Cubic Yards	Monthly Rental Rate	Service Collection Charge Based on Number of Collections Per Week						
		1X	2X	3X	4X	5X	6X	7X
1	\$26.98	\$147.49	\$309.72	\$464.61	\$649.00	\$848.09	\$1,061.95	\$1,238.95
1.5	\$30.19	\$221.24	\$464.61	\$696.89	\$973.45	\$1,272.12	\$1,592.94	\$1,858.44
2	\$33.59	\$295.01	\$619.49	\$929.21	\$1,297.92	\$1,696.16	\$2,123.90	\$2,477.89
3	\$40.38	\$442.47	\$929.21	\$1,393.82	\$1,946.93	\$2,544.28	\$3,185.86	\$3,716.82
4	\$60.39	\$589.97	\$1,238.95	\$1,858.44	\$2,595.88	\$3,392.35	\$4,247.82	\$4,955.77
5	\$60.39	\$737.46	\$1,548.69	\$2,323.04	\$3,244.86	\$4,240.45	\$5,309.76	\$6,194.72
6	\$66.83	\$884.95	\$1,858.44	\$2,787.64	\$3,893.81	\$5,088.50	\$6,371.69	\$7,433.66

FY2025

Capacity in Cubic Yards	Monthly Rental Rate	Service Collection Charge Based on Number of Collections Per Week						
		1X	2X	3X	4X	5X	6X	7X
1	\$29.41	\$160.76	\$337.59	\$506.43	\$707.41	\$924.42	\$1,157.52	\$1,350.45
1.5	\$32.91	\$241.16	\$506.43	\$759.61	\$1,061.06	\$1,386.61	\$1,736.30	\$2,025.69
2	\$36.61	\$321.56	\$675.24	\$1,012.83	\$1,414.74	\$1,848.81	\$2,315.05	\$2,700.89
3	\$44.01	\$482.30	\$1,012.83	\$1,519.26	\$2,122.16	\$2,773.27	\$3,472.59	\$4,051.34
4	\$65.82	\$643.07	\$1,350.45	\$2,025.69	\$2,829.51	\$3,697.66	\$4,630.12	\$5,401.79
5	\$65.82	\$803.83	\$1,688.07	\$2,532.11	\$3,536.90	\$4,622.09	\$5,787.64	\$6,752.24
6	\$72.85	\$964.59	\$2,025.69	\$3,038.53	\$4,244.25	\$5,546.47	\$6,945.15	\$8,102.68

FY2026

Capacity in Cubic Yards	Monthly Rental Rate	Service Collection Charge Based on Number of Collections Per Week						
		1X	2X	3X	4X	5X	6X	7X
1	\$32.06	\$175.23	\$367.98	\$552.01	\$771.08	\$1,007.62	\$1,261.70	\$1,471.99
1.5	\$35.87	\$262.86	\$552.01	\$827.98	\$1,156.56	\$1,511.41	\$1,892.57	\$2,208.01
2	\$39.91	\$350.50	\$736.01	\$1,103.99	\$1,542.06	\$2,015.20	\$2,523.40	\$2,943.98
3	\$47.97	\$525.70	\$1,103.99	\$1,656.00	\$2,313.15	\$3,022.86	\$3,785.12	\$4,415.96
4	\$71.75	\$700.95	\$1,471.99	\$2,208.01	\$3,084.17	\$4,030.45	\$5,046.84	\$5,887.95
5	\$71.75	\$876.18	\$1,840.00	\$2,760.00	\$3,855.22	\$5,038.08	\$6,308.52	\$7,359.95
6	\$79.41	\$1,051.41	\$2,208.01	\$3,312.00	\$4,626.23	\$6,045.65	\$7,570.21	\$8,831.93

FY2027

Capacity in Cubic Yards	Monthly Rental Rate	Service Collection Charge Based on Number of Collections Per Week						
		1X	2X	3X	4X	5X	6X	7X
1	\$34.30	\$187.50	\$393.74	\$590.65	\$825.05	\$1,078.15	\$1,350.02	\$1,575.03
1.5	\$38.38	\$281.26	\$590.65	\$885.94	\$1,237.51	\$1,617.21	\$2,025.05	\$2,362.57
2	\$42.70	\$375.04	\$787.53	\$1,181.27	\$1,650.01	\$2,156.27	\$2,700.04	\$3,150.05
3	\$51.33	\$562.50	\$1,181.27	\$1,771.92	\$2,475.07	\$3,234.46	\$4,050.08	\$4,725.07
4	\$76.77	\$750.01	\$1,575.03	\$2,362.57	\$3,300.06	\$4,312.58	\$5,400.11	\$6,300.11
5	\$76.77	\$937.51	\$1,968.80	\$2,953.20	\$4,125.08	\$5,390.74	\$6,750.12	\$7,875.14
6	\$84.96	\$1,125.01	\$2,362.57	\$3,543.84	\$4,950.07	\$6,468.84	\$8,100.12	\$9,450.16



FY2028

Capacity in Cubic Yards	Monthly Rental Rate	Service Collection Charge Based on Number of Collections Per Week						
		1X	2X	3X	4X	5X	6X	7X
1	\$35.67	\$195.00	\$409.48	\$614.28	\$858.05	\$1,121.27	\$1,404.02	\$1,638.04
1.5	\$39.92	\$292.51	\$614.28	\$921.37	\$1,287.01	\$1,681.90	\$2,106.05	\$2,457.07
2	\$44.41	\$390.04	\$819.03	\$1,228.52	\$1,716.01	\$2,242.52	\$2,808.04	\$3,276.06
3	\$53.38	\$585.00	\$1,228.52	\$1,842.79	\$2,574.08	\$3,363.84	\$4,212.08	\$4,914.08
4	\$79.84	\$780.02	\$1,638.04	\$2,457.07	\$3,432.07	\$4,485.08	\$5,616.12	\$6,552.11
5	\$79.84	\$975.01	\$2,047.55	\$3,071.33	\$4,290.09	\$5,606.37	\$7,020.12	\$8,190.15
6	\$88.36	\$1,170.01	\$2,457.07	\$3,685.59	\$5,148.07	\$6,727.60	\$8,424.13	\$9,828.17

Refuse Commercial Bins (Compacted), Multi-family Dwelling Units of 5 or More and Businesses

FY2024

Capacity in Cubic Yards	Monthly Rental Rate	Service Collection Charge Based on Number of Collections Per Week						
		1X	2X	3X	4X	5X	6X	7X
1	\$26.98	\$294.98	\$619.44	\$929.23	\$1,298.00	\$1,696.18	\$2,123.90	\$2,477.90
1.5	\$30.19	\$442.49	\$929.23	\$1,393.78	\$1,946.90	\$2,544.24	\$3,185.87	\$3,716.87
2	\$33.59	\$590.02	\$1,238.97	\$1,858.41	\$2,595.85	\$3,392.31	\$4,247.80	\$4,955.77
3	\$40.38	\$884.95	\$1,858.41	\$2,787.64	\$3,893.87	\$5,088.56	\$6,371.72	\$7,433.64
4	\$60.39	\$1,179.95	\$2,477.90	\$3,716.87	\$5,191.77	\$6,784.69	\$8,495.64	\$9,911.54
5	\$60.39	\$1,474.92	\$3,097.38	\$4,646.08	\$6,489.72	\$8,480.90	\$10,619.51	\$12,389.44
6	\$66.83	\$1,769.90	\$3,716.87	\$5,575.28	\$7,787.62	\$10,177.00	\$12,743.39	\$14,867.31

FY2025

Capacity in Cubic Yards	Monthly Rental Rate	Service Collection Charge Based on Number of Collections Per Week						
		1X	2X	3X	4X	5X	6X	7X
1	\$29.41	\$321.52	\$675.19	\$1,012.86	\$1,414.82	\$1,848.84	\$2,315.05	\$2,700.91
1.5	\$32.91	\$482.31	\$1,012.86	\$1,519.22	\$2,122.12	\$2,773.23	\$3,472.60	\$4,051.39
2	\$36.61	\$643.13	\$1,350.48	\$2,025.67	\$2,829.47	\$3,697.62	\$4,630.10	\$5,401.79
3	\$44.01	\$964.59	\$2,025.67	\$3,038.53	\$4,244.32	\$5,546.53	\$6,945.17	\$8,102.67
4	\$65.82	\$1,286.14	\$2,700.91	\$4,051.39	\$5,659.03	\$7,395.32	\$9,260.25	\$10,803.58
5	\$65.82	\$1,607.67	\$3,376.15	\$5,064.22	\$7,073.79	\$9,244.18	\$11,575.27	\$13,504.49
6	\$72.85	\$1,929.19	\$4,051.39	\$6,077.06	\$8,488.50	\$11,092.93	\$13,890.29	\$16,205.37

FY2026

Capacity in Cubic Yards	Monthly Rental Rate	Service Collection Charge Based on Number of Collections Per Week						
		1X	2X	3X	4X	5X	6X	7X
1	\$32.06	\$350.46	\$735.95	\$1,104.02	\$1,542.15	\$2,015.23	\$2,523.40	\$2,943.99
1.5	\$35.87	\$525.72	\$1,104.02	\$1,655.95	\$2,313.11	\$3,022.82	\$3,785.13	\$4,416.01
2	\$39.91	\$701.01	\$1,472.02	\$2,207.98	\$3,084.13	\$4,030.40	\$5,046.81	\$5,887.95
3	\$47.97	\$1,051.41	\$2,207.98	\$3,312.00	\$4,626.31	\$6,045.72	\$7,570.24	\$8,831.91
4	\$71.75	\$1,401.90	\$2,943.99	\$4,416.01	\$6,168.34	\$8,060.89	\$10,093.67	\$11,775.90
5	\$71.75	\$1,752.36	\$3,680.00	\$5,520.00	\$7,710.43	\$10,076.15	\$12,617.05	\$14,719.89
6	\$79.41	\$2,102.82	\$4,416.01	\$6,623.99	\$9,252.47	\$12,091.30	\$15,140.42	\$17,663.85

FY2027

Capacity in Cubic Yards	Monthly Rental Rate	Service Collection Charge Based on Number of Collections Per Week						
		1X	2X	3X	4X	5X	6X	7X
1	\$34.30	\$374.99	\$787.47	\$1,181.30	\$1,650.10	\$2,156.30	\$2,700.04	\$3,150.07
1.5	\$38.38	\$562.52	\$1,181.30	\$1,771.87	\$2,475.03	\$3,234.41	\$4,050.09	\$4,725.13
2	\$42.70	\$750.08	\$1,575.07	\$2,362.54	\$3,300.02	\$4,312.53	\$5,400.08	\$6,300.11
3	\$51.33	\$1,125.01	\$2,362.54	\$3,543.84	\$4,950.15	\$6,468.92	\$8,100.16	\$9,450.15
4	\$76.77	\$1,500.03	\$3,150.07	\$4,725.13	\$6,600.13	\$8,625.16	\$10,800.23	\$12,600.21
5	\$76.77	\$1,875.02	\$3,937.60	\$5,906.40	\$8,250.16	\$10,781.48	\$13,500.24	\$15,750.28
6	\$84.96	\$2,250.01	\$4,725.13	\$7,087.67	\$9,900.14	\$12,937.69	\$16,200.25	\$18,900.32

FY2028

Capacity in Cubic Yards	Monthly Rental Rate	Service Collection Charge Based on Number of Collections Per Week						
		1X	2X	3X	4X	5X	6X	7X
1	\$35.67	\$389.99	\$818.97	\$1,228.55	\$1,716.11	\$2,242.55	\$2,808.04	\$3,276.07
1.5	\$39.92	\$585.02	\$1,228.55	\$1,842.75	\$2,574.03	\$3,363.79	\$4,212.10	\$4,914.14
2	\$44.41	\$780.08	\$1,638.07	\$2,457.04	\$3,432.02	\$4,485.03	\$5,616.09	\$6,552.11
3	\$53.38	\$1,170.01	\$2,457.04	\$3,685.59	\$5,148.15	\$6,727.68	\$8,424.16	\$9,828.15
4	\$79.84	\$1,560.03	\$3,276.07	\$4,914.14	\$6,864.13	\$8,970.16	\$11,232.24	\$13,104.22
5	\$79.84	\$1,950.02	\$4,095.11	\$6,142.66	\$8,580.17	\$11,212.74	\$14,040.25	\$16,380.30
6	\$88.36	\$2,340.01	\$4,914.14	\$7,371.18	\$10,296.15	\$13,455.20	\$16,848.26	\$19,656.33

## Organics Commercial Bins, Multi-family Dwelling Units of 5 or More and Businesses

FY2024

Capacity in Cubic Yards	Monthly Rental Rate	Service Collection Charge Based on Number of Collections Per Week						
		1X	2X	3X	4X	5X	6X	7X
1	\$21.58	\$117.99	\$247.78	\$371.69	\$519.20	\$678.47	\$849.56	\$991.16
1.5	\$24.16	\$177.00	\$371.69	\$557.52	\$778.76	\$1,017.69	\$1,274.35	\$1,486.75
2	\$26.87	\$236.01	\$495.59	\$743.36	\$1,038.34	\$1,356.92	\$1,699.12	\$1,982.31
3	\$32.30	\$353.97	\$743.36	\$1,115.06	\$1,557.55	\$2,035.42	\$2,548.69	\$2,973.46
4	\$48.31	\$471.97	\$991.16	\$1,486.75	\$2,076.71	\$2,713.87	\$3,398.26	\$3,964.62
5	\$48.31	\$589.97	\$1,238.95	\$1,858.44	\$2,595.88	\$3,392.36	\$4,247.81	\$4,955.78
6	\$53.46	\$707.96	\$1,486.75	\$2,230.11	\$3,115.05	\$4,070.80	\$5,097.36	\$5,946.92

FY2025

Capacity in Cubic Yards	Monthly Rental Rate	Service Collection Charge Based on Number of Collections Per Week						
		1X	2X	3X	4X	5X	6X	7X
1	\$23.52	\$128.61	\$270.07	\$405.14	\$565.93	\$739.54	\$926.02	\$1,080.36
1.5	\$26.33	\$192.93	\$405.14	\$607.70	\$848.85	\$1,109.29	\$1,389.04	\$1,620.56
2	\$29.29	\$257.25	\$540.19	\$810.26	\$1,131.79	\$1,479.05	\$1,852.04	\$2,160.72
3	\$35.20	\$385.83	\$810.26	\$1,215.42	\$1,697.73	\$2,218.61	\$2,778.07	\$3,241.07
4	\$52.65	\$514.45	\$1,080.37	\$1,620.56	\$2,263.61	\$2,958.12	\$3,704.10	\$4,321.43
5	\$52.65	\$643.07	\$1,350.45	\$2,025.69	\$2,829.51	\$3,697.67	\$4,630.11	\$5,401.79
6	\$58.28	\$771.68	\$1,620.56	\$2,430.82	\$3,395.40	\$4,437.17	\$5,556.12	\$6,482.15

FY2026

Capacity in Cubic Yards	Monthly Rental Rate	Service Collection Charge Based on Number of Collections Per Week						
		1X	2X	3X	4X	5X	6X	7X
1	\$25.64	\$140.18	\$294.38	\$441.60	\$616.86	\$806.10	\$1,009.36	\$1,177.60
1.5	\$28.70	\$210.29	\$441.60	\$662.39	\$925.25	\$1,209.12	\$1,514.05	\$1,766.41
2	\$31.93	\$280.41	\$588.81	\$883.19	\$1,233.65	\$1,612.16	\$2,018.73	\$2,355.18
3	\$38.37	\$420.56	\$883.19	\$1,324.80	\$1,850.52	\$2,418.29	\$3,028.09	\$3,532.76
4	\$57.39	\$560.75	\$1,177.60	\$1,766.41	\$2,467.34	\$3,224.35	\$4,037.47	\$4,710.36
5	\$57.39	\$700.95	\$1,471.99	\$2,208.01	\$3,084.17	\$4,030.46	\$5,046.82	\$5,887.96
6	\$63.52	\$841.13	\$1,766.41	\$2,649.59	\$3,700.99	\$4,836.51	\$6,056.17	\$7,065.54

FY2027

Capacity in Cubic Yards	Monthly Rental Rate	Service Collection Charge Based on Number of Collections Per Week						
		1X	2X	3X	4X	5X	6X	7X
1	\$27.43	\$149.99	\$314.99	\$472.51	\$660.04	\$862.52	\$1,080.02	\$1,260.03
1.5	\$30.71	\$225.01	\$472.51	\$708.75	\$990.01	\$1,293.76	\$1,620.04	\$1,890.05
2	\$34.16	\$300.03	\$630.02	\$945.01	\$1,320.00	\$1,725.01	\$2,160.04	\$2,520.04
3	\$41.06	\$450.00	\$945.01	\$1,417.54	\$1,980.06	\$2,587.57	\$3,240.06	\$3,780.06
4	\$61.41	\$600.01	\$1,260.03	\$1,890.05	\$2,640.05	\$3,450.06	\$4,320.09	\$5,040.09
5	\$61.41	\$750.01	\$1,575.03	\$2,362.57	\$3,300.06	\$4,312.59	\$5,400.10	\$6,300.11
6	\$67.97	\$900.01	\$1,890.05	\$2,835.07	\$3,960.06	\$5,175.07	\$6,480.10	\$7,560.13

FY2028

Capacity in Cubic Yards	Monthly Rental Rate	Service Collection Charge Based on Number of Collections Per Week						
		1X	2X	3X	4X	5X	6X	7X
1	\$28.53	\$155.99	\$327.59	\$491.41	\$686.44	\$897.02	\$1,123.22	\$1,310.43
1.5	\$31.94	\$234.01	\$491.41	\$737.10	\$1,029.61	\$1,345.51	\$1,684.84	\$1,965.66
2	\$35.53	\$312.04	\$655.22	\$982.81	\$1,372.80	\$1,794.01	\$2,246.44	\$2,620.84
3	\$42.70	\$468.00	\$982.81	\$1,474.24	\$2,059.26	\$2,691.07	\$3,369.66	\$3,931.26
4	\$63.87	\$624.01	\$1,310.43	\$1,965.66	\$2,745.66	\$3,588.06	\$4,492.90	\$5,241.69
5	\$63.87	\$780.02	\$1,638.04	\$2,457.07	\$3,432.07	\$4,485.10	\$5,616.10	\$6,552.12
6	\$70.69	\$936.01	\$1,965.66	\$2,948.47	\$4,118.46	\$5,382.07	\$6,739.31	\$7,862.53

Refuse Roll-off Containers (Loose)

FY2024

Capacity in Cubic Yards	Monthly Rental Rate	Service Collection Charge Based on Number of Collections Per Week						
		1X	2X	3X	4X	5X	6X	7X
6	\$91.24	\$1,122.82	\$2,366.08	\$3,546.07	\$4,954.77	\$6,471.74	\$8,103.05	\$9,459.44
12	\$148.41	\$2,251.73	\$4,723.64	\$7,090.93	\$9,907.11	\$12,947.13	\$16,212.19	\$18,918.89
14	\$170.31	\$2,626.41	\$5,514.36	\$8,273.36	\$11,557.89	\$15,101.53	\$18,910.37	\$22,062.30
15	\$178.82	\$2,816.18	\$5,915.80	\$8,871.88	\$12,393.62	\$16,198.81	\$20,283.79	\$23,661.99
16	\$188.56	\$3,001.09	\$6,306.30	\$9,459.44	\$13,206.24	\$17,262.02	\$21,613.42	\$25,213.02
20	\$210.45	\$3,333.19	\$7,881.65	\$11,820.65	\$16,509.02	\$21,575.71	\$27,014.64	\$31,516.88
25	\$212.89	\$3,685.97	\$9,848.72	\$14,775.51	\$20,637.79	\$26,967.20	\$33,772.26	\$39,397.32
30	\$217.75	\$4,058.22	\$11,820.65	\$17,729.16	\$24,762.92	\$32,362.34	\$40,526.22	\$47,274.10

FY2025

Capacity in Cubic Yards	Monthly Rental Rate	Service Collection Charge Based on Number of Collections Per Week						
		1X	2X	3X	4X	5X	6X	7X
6	\$99.45	\$1,223.88	\$2,579.02	\$3,865.22	\$5,400.70	\$7,054.20	\$8,832.33	\$10,310.79
12	\$161.77	\$2,454.38	\$5,148.77	\$7,729.12	\$10,798.75	\$14,112.37	\$17,671.29	\$20,621.59
14	\$185.64	\$2,862.78	\$6,010.65	\$9,017.97	\$12,598.10	\$16,460.67	\$20,612.30	\$24,047.91
15	\$194.92	\$3,069.64	\$6,448.22	\$9,670.35	\$13,509.05	\$17,656.70	\$22,109.33	\$25,791.57
16	\$205.53	\$3,271.18	\$6,873.86	\$10,310.79	\$14,394.80	\$18,815.61	\$23,558.62	\$27,482.19
20	\$229.39	\$3,633.18	\$8,591.00	\$12,884.51	\$17,994.83	\$23,517.52	\$29,445.96	\$34,353.40
25	\$232.05	\$4,017.71	\$10,735.11	\$16,105.31	\$22,495.19	\$29,394.25	\$36,811.76	\$42,943.08
30	\$237.35	\$4,423.46	\$12,884.51	\$19,324.78	\$26,991.58	\$35,274.95	\$44,173.58	\$51,528.77

FY2026

Capacity in Cubic Yards	Monthly Rental Rate	Service Collection Charge Based on Number of Collections Per Week						
		1X	2X	3X	4X	5X	6X	7X
6	\$108.40	\$1,334.03	\$2,811.14	\$4,213.09	\$5,886.77	\$7,689.07	\$9,627.24	\$11,238.76
12	\$176.33	\$2,675.28	\$5,612.16	\$8,424.74	\$11,770.64	\$15,382.48	\$19,261.71	\$22,477.53
14	\$202.34	\$3,120.43	\$6,551.61	\$9,829.58	\$13,731.93	\$17,942.13	\$22,467.41	\$26,212.22
15	\$212.46	\$3,345.90	\$7,028.56	\$10,540.68	\$14,724.86	\$19,245.81	\$24,099.17	\$28,112.81
16	\$224.02	\$3,565.59	\$7,492.51	\$11,238.76	\$15,690.33	\$20,509.01	\$25,678.90	\$29,955.59
20	\$250.04	\$3,960.16	\$9,364.19	\$14,044.12	\$19,614.36	\$25,634.10	\$32,096.10	\$37,445.21
25	\$252.93	\$4,379.30	\$11,701.27	\$17,554.79	\$24,519.76	\$32,039.73	\$40,124.82	\$46,807.95
30	\$258.71	\$4,821.57	\$14,044.12	\$21,064.01	\$29,420.82	\$38,449.70	\$48,149.20	\$56,166.36

FY2027

Capacity in Cubic Yards	Monthly Rental Rate	Service Collection Charge Based on Number of Collections Per Week						
		1X	2X	3X	4X	5X	6X	7X
6	\$115.99	\$1,427.41	\$3,007.92	\$4,508.01	\$6,298.84	\$8,227.31	\$10,301.15	\$12,025.48
12	\$188.67	\$2,862.55	\$6,005.01	\$9,014.47	\$12,594.59	\$16,459.25	\$20,610.02	\$24,050.96
14	\$216.51	\$3,338.86	\$7,010.22	\$10,517.65	\$14,693.17	\$19,198.08	\$24,040.13	\$28,047.08
15	\$227.33	\$3,580.12	\$7,520.56	\$11,278.53	\$15,755.60	\$20,593.01	\$25,786.11	\$30,080.71
16	\$239.71	\$3,815.18	\$8,016.99	\$12,025.48	\$16,788.66	\$21,944.64	\$27,476.42	\$32,052.48
20	\$267.54	\$4,237.37	\$10,019.69	\$15,027.21	\$20,987.37	\$27,428.48	\$34,342.82	\$40,066.37
25	\$270.64	\$4,685.85	\$12,520.35	\$18,783.62	\$26,236.14	\$34,282.51	\$42,933.56	\$50,084.51
30	\$276.82	\$5,159.08	\$15,027.21	\$22,538.49	\$31,480.28	\$41,141.18	\$51,519.65	\$60,098.01

FY 2028

Capacity in Cubic Yards	Monthly Rental Rate	Service Collection Charge Based on Number of Collections Per Week						
		1X	2X	3X	4X	5X	6X	7X
6	\$120.63	\$1,484.50	\$3,128.23	\$4,688.33	\$6,550.79	\$8,556.40	\$10,713.19	\$12,506.50
12	\$196.22	\$2,977.05	\$6,245.21	\$9,375.05	\$13,098.37	\$17,117.63	\$21,434.43	\$25,012.99
14	\$225.17	\$3,472.42	\$7,290.63	\$10,938.36	\$15,280.89	\$19,966.01	\$25,001.74	\$29,168.96
15	\$236.43	\$3,723.32	\$7,821.39	\$11,729.67	\$16,385.83	\$21,416.73	\$26,817.56	\$31,283.94
16	\$249.29	\$3,967.79	\$8,337.66	\$12,506.50	\$17,460.20	\$22,822.43	\$28,575.48	\$33,334.58
20	\$278.24	\$4,406.87	\$10,420.47	\$15,628.30	\$21,826.86	\$28,525.62	\$35,716.54	\$41,669.02
25	\$281.46	\$4,873.29	\$13,021.17	\$19,534.97	\$27,285.59	\$35,653.81	\$44,650.90	\$52,087.89
30	\$287.89	\$5,365.44	\$15,628.30	\$23,440.03	\$32,739.49	\$42,786.83	\$53,580.43	\$62,501.93

Refuse Roll-off Containers (Compacted)

FY2024

Capacity in Cubic Yards	Monthly Rental Rate	Service Collection Charge Based on Number of Collections Per Week						
		1X	2X	3X	4X	5X	6X	7X
6	\$91.24	\$2,245.64	\$4,732.15	\$7,092.15	\$9,909.55	\$12,943.48	\$16,206.11	\$18,918.89
12	\$148.41	\$4,503.45	\$9,447.28	\$14,181.87	\$19,814.23	\$25,894.25	\$32,424.38	\$37,837.77
14	\$170.31	\$5,252.81	\$11,028.72	\$16,546.73	\$23,115.79	\$30,203.07	\$37,820.74	\$44,124.61
15	\$178.82	\$5,632.36	\$11,831.60	\$17,743.76	\$24,787.25	\$32,397.62	\$40,567.58	\$47,323.98
16	\$188.56	\$6,002.17	\$12,612.59	\$18,918.89	\$26,412.48	\$34,524.05	\$43,226.83	\$50,426.04
20	\$210.45	\$6,666.38	\$15,763.31	\$23,641.31	\$33,018.03	\$43,151.41	\$54,029.29	\$63,033.76
25	\$212.89	\$7,371.94	\$19,697.44	\$29,551.03	\$41,275.58	\$53,934.40	\$67,544.51	\$78,794.63
30	\$217.75	\$8,116.44	\$23,641.31	\$35,458.32	\$49,525.83	\$64,724.69	\$81,052.44	\$94,548.21

FY2025

Capacity in Cubic Yards	Monthly Rental Rate	Service Collection Charge Based on Number of Collections Per Week						
		1X	2X	3X	4X	5X	6X	7X
6	\$99.45	\$2,447.75	\$5,158.05	\$7,730.44	\$10,801.40	\$14,108.39	\$17,664.66	\$20,621.59
12	\$161.77	\$4,908.77	\$10,297.53	\$15,458.23	\$21,597.51	\$28,224.74	\$35,342.58	\$41,243.17
14	\$185.64	\$5,725.57	\$12,021.30	\$18,035.93	\$25,196.21	\$32,921.35	\$41,224.61	\$48,095.82
15	\$194.92	\$6,139.27	\$12,896.45	\$19,340.69	\$27,018.10	\$35,313.41	\$44,218.66	\$51,583.14
16	\$205.53	\$6,542.37	\$13,747.72	\$20,621.59	\$28,789.60	\$37,631.21	\$47,117.25	\$54,964.38
20	\$229.39	\$7,266.35	\$17,182.00	\$25,769.03	\$35,989.65	\$47,035.04	\$58,891.92	\$68,706.80
25	\$232.05	\$8,035.42	\$21,470.21	\$32,210.62	\$44,990.38	\$58,788.49	\$73,623.52	\$85,886.15
30	\$237.35	\$8,846.92	\$25,769.03	\$38,649.56	\$53,983.16	\$70,549.91	\$88,347.16	\$103,057.55

FY2026

Capacity in Cubic Yards	Monthly Rental Rate	Service Collection Charge Based on Number of Collections Per Week						
		1X	2X	3X	4X	5X	6X	7X
6	\$108.40	\$2,668.05	\$5,622.27	\$8,426.18	\$11,773.53	\$15,378.15	\$19,254.48	\$22,477.53
12	\$176.33	\$5,350.55	\$11,224.31	\$16,849.48	\$23,541.28	\$30,764.96	\$38,523.41	\$44,955.06
14	\$202.34	\$6,240.87	\$13,103.22	\$19,659.17	\$27,463.86	\$35,884.27	\$44,934.82	\$52,424.44
15	\$212.46	\$6,691.81	\$14,057.13	\$21,081.36	\$29,449.73	\$38,491.61	\$48,198.34	\$56,225.62
16	\$224.02	\$7,131.18	\$14,985.02	\$22,477.53	\$31,380.67	\$41,018.02	\$51,357.80	\$59,911.17
20	\$250.04	\$7,920.32	\$18,728.38	\$28,088.24	\$39,228.72	\$51,268.19	\$64,192.19	\$74,890.41
25	\$252.93	\$8,758.61	\$23,402.53	\$35,109.58	\$49,039.52	\$64,079.46	\$80,249.64	\$93,615.90
30	\$258.71	\$9,643.14	\$28,088.24	\$42,128.02	\$58,841.64	\$76,899.40	\$96,298.41	\$112,332.73

FY2027

Capacity in Cubic Yards	Monthly Rental Rate	Service Collection Charge Based on Number of Collections Per Week						
		1X	2X	3X	4X	5X	6X	7X
6	\$115.99	\$2,854.81	\$6,015.83	\$9,016.02	\$12,597.68	\$16,454.62	\$20,602.29	\$24,050.96
12	\$188.67	\$5,725.09	\$12,010.01	\$18,028.94	\$25,189.17	\$32,918.51	\$41,220.05	\$48,101.91
14	\$216.51	\$6,677.73	\$14,020.45	\$21,035.31	\$29,386.33	\$38,396.16	\$48,080.26	\$56,094.16
15	\$227.33	\$7,160.23	\$15,041.13	\$22,557.05	\$31,511.21	\$41,186.03	\$51,572.23	\$60,161.41
16	\$239.71	\$7,630.36	\$16,033.97	\$24,050.96	\$33,577.31	\$43,889.28	\$54,952.85	\$64,104.95
20	\$267.54	\$8,474.75	\$20,039.37	\$30,054.42	\$41,974.73	\$54,856.97	\$68,685.65	\$80,132.74
25	\$270.64	\$9,371.71	\$25,040.71	\$37,567.25	\$52,472.28	\$68,565.02	\$85,867.11	\$100,169.02
30	\$276.82	\$10,318.16	\$30,054.42	\$45,076.99	\$62,960.55	\$82,282.36	\$103,039.30	\$120,196.02

FY2028

Capacity in Cubic Yards	Monthly Rental Rate	Service Collection Charge Based on Number of Collections Per Week						
		1X	2X	3X	4X	5X	6X	7X
6	\$120.63	\$2,969.01	\$6,256.47	\$9,376.66	\$13,101.59	\$17,112.80	\$21,426.38	\$25,012.99
12	\$196.22	\$5,954.10	\$12,490.41	\$18,750.10	\$26,196.74	\$34,235.25	\$42,868.85	\$50,025.99
14	\$225.17	\$6,944.84	\$14,581.26	\$21,876.72	\$30,561.79	\$39,932.01	\$50,003.47	\$58,337.92
15	\$236.43	\$7,446.64	\$15,642.77	\$23,459.33	\$32,771.66	\$42,833.47	\$53,635.12	\$62,567.87
16	\$249.29	\$7,935.58	\$16,675.33	\$25,012.99	\$34,920.41	\$45,644.86	\$57,150.96	\$66,669.15
20	\$278.24	\$8,813.74	\$20,840.95	\$31,256.59	\$43,653.72	\$57,051.24	\$71,433.07	\$83,338.05
25	\$281.46	\$9,746.58	\$26,042.34	\$39,069.94	\$54,571.18	\$71,307.62	\$89,301.80	\$104,175.78
30	\$287.89	\$10,730.88	\$31,256.59	\$46,880.07	\$65,478.98	\$85,573.65	\$107,160.87	\$125,003.86

Hard to Service Roll off Containers.

There shall be a monthly surcharge, as shown below where extra handling (spinning) of roll-off containers, or where reloading of a container onto a truck is required. The surcharge shall be multiplied by the number of service pickups per week.

FY2024	FY2025	FY2026	FY2027	FY2028
\$54.12	\$55.74	\$57.42	\$59.14	\$60.91

Temporary Roll-off Containers - Loose

FY2024

Capacity in Cu Yards	Short-term Service Rate - Refuse	Short-term Service Rate - Organics
(dirt) 6	\$540.15	\$432.12
12	\$374.49	\$299.59
14	\$437.74	\$350.20
16	\$499.99	\$399.99
20	\$567.26	\$453.81
30	\$674.69	\$539.75

FY2025

Capacity in Cu Yards	Short-term Service Rate - Refuse	Short-term Service Rate - Organics
(dirt) 6	\$588.77	\$471.01
12	\$408.20	\$326.56
14	\$477.14	\$381.71
16	\$544.99	\$435.99
20	\$618.31	\$494.65
30	\$735.41	\$588.33

FY2026

Capacity in Cu Yards	Short-term Service Rate - Refuse	Short-term Service Rate - Organics
(dirt) 6	\$641.75	\$513.40
12	\$444.93	\$355.95
14	\$520.08	\$416.07
16	\$594.04	\$475.23
20	\$673.96	\$539.17
30	\$801.60	\$641.28



FY2027

Capacity in Cu Yards	Short-term Service Rate - Refuse	Short-term Service Rate - Organics
(dirt) 6	\$686.68	\$549.34
12	\$476.08	\$380.86
14	\$556.49	\$445.19
16	\$635.62	\$508.50
20	\$721.14	\$576.91
30	\$857.71	\$686.17

FY2028

Capacity in Cu Yards	Short-term Service Rate - Refuse	Short-term Service Rate - Organics
(dirt) 6	\$714.14	\$571.32
12	\$495.12	\$396.10
14	\$578.75	\$463.00
16	\$661.05	\$528.84
20	\$749.98	\$599.99
30	\$892.02	\$713.61

Temporary Roll-off Containers - Compacted

FY2024

Capacity in Cu Yards	Short-term Service Rate - Refuse	Short-term Service Rate - Organics
(dirt) 6	not applicable	not applicable
12	\$748.98	\$599.19
14	\$875.49	\$700.39
16	\$999.98	\$799.99
20	\$1,134.52	\$907.62
30	\$1,349.38	\$1,079.50

FY2025

Capacity in Cu Yards	Short-term Service Rate - Refuse	Short-term Service Rate - Organics
(dirt) 6	not applicable	not applicable
12	\$816.39	\$653.11
14	\$954.28	\$763.43
16	\$1,089.98	\$871.99
20	\$1,236.63	\$989.30
30	\$1,470.82	\$1,176.66

FY2026

Capacity in Cu Yards	Short-term Service Rate - Refuse	Short-term Service Rate - Organics
(dirt) 6	not applicable	not applicable
12	\$889.87	\$711.89
14	\$1,040.17	\$832.13
16	\$1,188.08	\$950.46
20	\$1,347.92	\$1,078.34
30	\$1,603.19	\$1,282.55

FY2027

Capacity in Cu Yards	Short-term Service Rate - Refuse	Short-term Service Rate - Organics
(dirt) 6	not applicable	not applicable
12	\$952.16	\$761.73
14	\$1,112.98	\$890.38
16	\$1,271.25	\$1,017.00
20	\$1,442.28	\$1,153.82
30	\$1,715.42	\$1,372.33

FY2028

Capacity in Cu Yards	Short-term Service Rate - Refuse	Short-term Service Rate - Organics
(dirt) 6	not applicable	not applicable
12	\$990.24	\$792.20
14	\$1,157.50	\$926.00
16	\$1,322.10	\$1,057.68
20	\$1,499.97	\$1,199.98
30	\$1,784.03	\$1,427.23

**Bulky Waste Collection**

FY2024

Customer Type	1st Collection in Calendar Year
Residential	No Charge up to 3 Cubic Yard; \$42.15 each additional Cubic Yard

FY2025

Customer Type	1 per Year
Residential	No Charge up to 3 Cubic Yard; \$43.41 each additional Cubic Yard

FY2026

Customer Type	1 per Year
Residential	No Charge up to 3 Cubic Yard; \$44.71 each additional Cubic Yard

FY2027

Customer Type	1 per Year
Residential	No Charge up to 3 Cubic Yard; \$46.06 each additional Cubic Yard

FY2028

Customer Type	1 per Year
Residential	No Charge up to 3 Cubic Yard; \$47.44 each additional Cubic Yard

**Extra Pickups (in excess of regularly schedule services) Refuse, Recycling, Organics**

Container Size	per Container per Collection				
	FY2024	FY2025	FY2026	FY2027	FY2028
13 Gallon	\$15.11	\$15.97	\$16.84	\$17.73	\$18.63
20 Gallon	\$15.84	\$16.70	\$17.58	\$18.46	\$19.36
32 Gallon	\$17.10	\$17.96	\$18.84	\$19.72	\$20.62
45 Gallon	\$18.41	\$19.27	\$20.14	\$21.03	\$21.73
64 Gallon	\$19.10	\$19.96	\$20.83	\$21.72	\$22.62
96 Gallon	\$20.55	\$21.41	\$22.29	\$23.17	\$24.07
1 Cubic Yd	\$47.34	\$50.81	\$54.56	\$57.81	\$59.98
1.5 Cubic Yds	\$64.38	\$69.37	\$74.80	\$79.47	\$82.50

2 Cubic Yds	\$81.41	\$87.94	\$95.04	\$101.13	\$105.03
3 Cubic Yds	\$115.47	\$125.06	\$135.50	\$144.42	\$150.05
4 Cubic Yds	\$149.53	\$162.19	\$175.97	\$187.73	\$195.09
5 Cubic Yds	\$183.60	\$199.32	\$216.44	\$231.03	\$240.12
6 Cubic Yds	\$217.66	\$236.45	\$256.91	\$274.33	\$285.16

### Pre-paid Bags and Containers

	FY2024	FY2025	FY2026	FY2027	FY2028
Collection of pre-paid bag/container	\$19.10	\$19.67	\$20.26	\$20.87	\$21.50

### Customer-Owned Bin Repairs

Service	FY2024	FY2025	FY2026	FY2027	FY2028
Bin Replacement	100% of City Cost (3rd-party vendor) + 10% administration cost				
Wheel Replacement	\$77.25	\$79.57	\$81.95	\$84.41	\$86.95
Wheel Plate Replacement	\$77.25	\$79.57	\$81.95	\$84.41	\$86.95
Side Wall Replacement	100% of City Cost (3rd-party vendor) + 10% administration cost				
Lid Replacement	100% of City Cost (3rd-party vendor) + 10% administration cost				

### Key/Access Code Charges

FY2024	FY2025	FY2026	FY2027	FY2028
\$26.56	\$27.36	\$28.18	\$29.02	\$29.90

### Container Cleaning

	FY2024	FY2025	FY2026	FY2027	FY2028
Container Type					
Wheeled cart (any size)	\$20.00	\$21.80	\$21.80	\$21.40	\$20.80
Bin (any size)	\$90.36	\$98.49	\$107.36	\$114.87	\$119.47

### Short-Term Bin Service

	FY2024	FY2025	FY2026	FY2027	FY2028
1 Cubic Yard Bin	not available				
1.5 Cubic Yard Bin	not available				
2 Cubic Yard Bin	\$96.38	\$105.06	\$114.51	\$122.53	\$127.43
3 Cubic Yard Bin	\$116.46	\$126.95	\$138.37	\$148.06	\$153.98
4 Cubic Yard Bin	\$146.58	\$159.78	\$174.16	\$186.35	\$193.80
5 Cubic Yard Bin	\$166.66	\$181.66	\$198.01	\$211.87	\$220.35
6 Cubic Yard Bin	\$185.74	\$202.46	\$220.68	\$236.13	\$245.57

Distance Surcharges

FY2024

Customer/Container Type	Monthly Charge Based on Number of Collections Per Week						
	1X	2X	3X	4X	5X	6X	7X
<b>Residential</b>							
Distance from Curb (up to 25 feet)							
Carts, per account	\$34.50	\$69.01	\$103.51	\$138.02	\$172.52	\$207.02	\$241.53
Bins (1 - 2 cubic yards), per Bin	\$57.51	\$115.01	\$172.52	\$230.03	\$287.53	\$345.04	\$402.55
Each Additional 20 feet, or part thereof							
Carts, per account	\$11.50	\$23.00	\$34.50	\$46.01	\$57.51	\$69.01	\$80.51
Bins (1 - 2 cubic yards), per Bin	\$23.00	\$46.01	\$69.01	\$92.01	\$115.01	\$138.02	\$161.02
<b>Commercial</b>							
Distance from Curb (up to 25 feet)							
Carts, per cart	\$11.50	\$23.00	\$34.50	\$46.01	\$57.51	\$69.01	\$80.51
Bins (1 - 3 cubic yards), per Bin	\$57.51	\$115.01	\$172.52	\$230.03	\$287.53	\$345.04	\$402.55
Bins (4 - 6 cubic yards), per Bin	\$63.26	\$126.51	\$189.77	\$253.03	\$316.29	\$379.54	\$442.80
Each Additional 20 feet, or part thereof							
Carts, per cart	\$2.66	\$5.31	\$7.97	\$10.62	\$13.28	\$15.94	\$18.59
Bins (1 - 3 cubic yards), per Bin	\$23.00	\$46.01	\$69.01	\$92.01	\$115.01	\$138.02	\$161.02
Bins (4 - 6 cubic yards), per Bin	\$25.30	\$50.61	\$75.91	\$101.21	\$126.51	\$151.82	\$177.12

FY2025

Container Type	Monthly Charge Based on Number of Collections Per Week						
	1X	2X	3X	4X	5X	6X	7X
<b>Residential</b>							
Distance from Curb (up to 25 feet)							
Carts, per account	\$35.54	\$71.08	\$106.62	\$142.16	\$177.69	\$213.23	\$248.77
Bins (1 - 2 cubic yards), per Bin	\$59.23	\$118.46	\$177.69	\$236.93	\$296.16	\$355.39	\$414.62
Each Additional 20 feet, or part thereof							
Carts, per account	\$11.85	\$23.69	\$35.54	\$47.39	\$59.23	\$71.08	\$82.92
Bins (1 - 2 cubic yards), per Bin	\$23.69	\$47.39	\$71.08	\$94.77	\$118.46	\$142.16	\$165.85
<b>Commercial</b>							
Distance from Curb (up to 25 feet)							
Carts, per cart	\$11.85	\$23.69	\$35.54	\$47.39	\$59.23	\$71.08	\$82.92
Bins (1 - 3 cubic yards), per Bin	\$59.23	\$118.46	\$177.69	\$236.93	\$296.16	\$355.39	\$414.62
Bins (4 - 6 cubic yards), per Bin	\$65.15	\$130.31	\$195.46	\$260.62	\$325.77	\$390.93	\$456.08
Each Additional 20 feet, or part thereof							
Carts, per cart	\$2.74	\$5.47	\$8.21	\$10.94	\$13.68	\$16.42	\$19.15
Bins (1 - 3 cubic yards), per Bin	\$23.69	\$47.39	\$71.08	\$94.77	\$118.46	\$142.16	\$165.85
Bins (4 - 6 cubic yards), per Bin	\$26.06	\$52.12	\$78.19	\$104.25	\$130.31	\$156.37	\$182.43

FY2026

Container Type	Monthly Charge Based on Number of Collections Per Week						
	1X	2X	3X	4X	5X	6X	7X
<b>Residential</b>							
Distance from Curb (up to 25 feet)							
Carts, per account	\$36.61	\$73.21	\$109.82	\$146.42	\$183.03	\$219.63	\$256.24
Bins (1 - 2 cubic yards), per Bin	\$61.01	\$122.02	\$183.03	\$244.03	\$305.04	\$366.05	\$427.06
Each Additional 20 feet, or part thereof							
Carts, per account	\$12.20	\$24.40	\$36.61	\$48.81	\$61.01	\$73.21	\$85.41
Bins (1 - 2 cubic yards), per Bin	\$24.40	\$48.81	\$73.21	\$97.61	\$122.02	\$146.42	\$170.82
<b>Commercial</b>							
Distance from Curb (up to 25 feet)							
Carts, per cart	\$12.20	\$24.40	\$36.61	\$48.81	\$61.01	\$73.21	\$85.41
Bins (1 - 3 cubic yards), per Bin	\$61.01	\$122.02	\$183.03	\$244.03	\$305.04	\$366.05	\$427.06
Bins (4 - 6 cubic yards), per Bin	\$67.11	\$134.22	\$201.33	\$268.44	\$335.55	\$402.66	\$469.77
Each Additional 20 feet, or part thereof							
Carts, per cart	\$2.82	\$5.64	\$8.45	\$11.27	\$14.09	\$16.91	\$19.73
Bins (1 - 3 cubic yards), per Bin	\$24.40	\$48.81	\$73.21	\$97.61	\$122.02	\$146.42	\$170.82
Bins (4 - 6 cubic yards), per Bin	\$26.84	\$53.69	\$80.53	\$107.38	\$134.22	\$161.06	\$187.91

FY2027

Container Type	Monthly Charge Based on Number of Collections Per Week						
	1X	2X	3X	4X	5X	6X	7X
<b>Residential</b>							
Distance from Curb (up to 25 feet)							
Carts, per account	\$37.70	\$75.41	\$113.11	\$150.81	\$188.52	\$226.22	\$263.92
Bins (1 - 2 cubic yards), per Bin	\$62.84	\$125.68	\$188.52	\$251.36	\$314.19	\$377.03	\$439.87
Each Additional 20 feet, or part thereof							
Carts, per account	\$12.57	\$25.14	\$37.70	\$50.27	\$62.84	\$75.41	\$87.97
Bins (1 - 2 cubic yards), per Bin	\$25.14	\$50.27	\$75.41	\$100.54	\$125.68	\$150.81	\$175.95
<b>Commercial</b>							
Distance from Curb (up to 25 feet)							
Carts, per cart	\$12.57	\$25.14	\$37.70	\$50.27	\$62.84	\$75.41	\$87.97
Bins (1 - 3 cubic yards), per Bin	\$62.84	\$125.68	\$188.52	\$251.36	\$314.19	\$377.03	\$439.87
Bins (4 - 6 cubic yards), per Bin	\$69.12	\$138.25	\$207.37	\$276.49	\$345.61	\$414.74	\$483.86
Each Additional 20 feet, or part thereof							
Carts, per cart	\$2.90	\$5.80	\$8.71	\$11.61	\$14.51	\$17.41	\$20.32
Bins (1 - 3 cubic yards), per Bin	\$25.14	\$50.27	\$75.41	\$100.54	\$125.68	\$150.81	\$175.95
Bins (4 - 6 cubic yards), per Bin	\$27.65	\$55.30	\$82.95	\$110.60	\$138.25	\$165.89	\$193.54

FY2028

Container Type	Monthly Charge Based on Number of Collections Per Week						
----------------	--	--	--	--	--	--	--

	1X	2X	3X	4X	5X	6X	7X
<b>Residential</b>							
Distance from Curb (up to 25 feet)							
Carts, per account	\$38.83	\$77.67	\$116.50	\$155.34	\$194.17	\$233.01	\$271.84
Bins (1 - 2 cubic yards), per Bin	\$64.72	\$129.45	\$194.17	\$258.90	\$323.62	\$388.34	\$453.07
Each Additional 20 feet, or part thereof							
Carts, per account	\$12.94	\$25.89	\$38.83	\$51.78	\$64.72	\$77.67	\$90.61
Bins (1 - 2 cubic yards), per Bin	\$25.89	\$51.78	\$77.67	\$103.56	\$129.45	\$155.34	\$181.23
<b>Commercial</b>							
Distance from Curb (up to 25 feet)							
Carts, per cart	\$12.94	\$25.89	\$38.83	\$51.78	\$64.72	\$77.67	\$90.61
Bins (1 - 3 cubic yards), per Bin	\$64.72	\$129.45	\$194.17	\$258.90	\$323.62	\$388.34	\$453.07
Bins (4 - 6 cubic yards), per Bin	\$71.20	\$142.39	\$213.59	\$284.79	\$355.98	\$427.18	\$498.37
Each Additional 20 feet, or part thereof							
Carts, per cart	\$2.99	\$5.98	\$8.97	\$11.96	\$14.95	\$17.94	\$20.93
Bins (1 - 3 cubic yards), per Bin	\$25.89	\$51.78	\$77.67	\$103.56	\$129.45	\$155.34	\$181.23
Bins (4 - 6 cubic yards), per Bin	\$28.48	\$56.96	\$85.44	\$113.91	\$142.39	\$170.87	\$199.35

Stair Surcharges

FY2024

	Monthly Charge Based on Number of Collections Per Week						
	1X	2X	3X	4X	5X	6X	7X
Per Cart	\$11.50	\$23.00	\$34.50	\$46.01	\$57.51	\$69.01	\$80.51

FY2025

	Monthly Charge Based on Number of Collections Per Week						
	1X	2X	3X	4X	5X	6X	7X
Per Cart	\$11.85	\$23.69	\$35.54	\$47.39	\$59.23	\$71.08	\$82.92

FY2026

	Monthly Charge Based on Number of Collections Per Week						
	1X	2X	3X	4X	5X	6X	7X
Per Cart	\$12.20	\$24.40	\$36.61	\$48.81	\$61.01	\$73.21	\$85.41

FY2027

	Monthly Charge Based on Number of Collections Per Week						
	1X	2X	3X	4X	5X	6X	7X
Per Cart	\$12.57	\$25.14	\$37.70	\$50.27	\$62.84	\$75.41	\$87.97

FY2028

	Monthly Charge Based on Number of Collections Per Week						
	1X	2X	3X	4X	5X	6X	7X
Per Cart	\$12.94	\$25.89	\$38.83	\$51.78	\$64.72	\$77.67	\$90.61

Attachment 3 – Residential Rate and Service Comparison with Other Jurisdictions

	Monthly Rates		Curbside Services/Programs included in Residential Rates								
	30-35 Gallons	60-64 Gallons	Batteries	Holiday Tree	CFLs	Cell Phones	Oil and Filters	Mattresses	Street Sweeping	Bulky Item Pickups	Other
City of Berkeley (Proposed)	\$46.63	\$87.28	dropoff at TS	X	X		X	X	X	1 per year	Clean Cities Program
City of Alameda	\$47.33	\$77.76	X	X	X		X			1 per year	
City of Albany	\$47.23	\$81.63	X	X	X	X	X			1 per year	
City of Emeryville	\$22.97	\$45.93	X	X	X		X			2 per year	
City of Fremont	\$42.23	\$46.02		X			X	X		2 per year	
City of Oakland	\$54.69	\$96.34	X	X			X				
City of Piedmont	\$96.55	\$133.01	X	X	X	X				2 per year (including ewaste)	
City of Union City	\$56.37	\$97.01	X	X	X	X	X				



#### Attachment 4 - Zero Waste Commission Recommendation

Staff's five-year, approximately quarter-billion dollar proposal does not appear to us to reflect the public's best interests. It erodes existing resource conservation incentives and social equity. We suggest that Council direct staff to take the time necessary to develop a more customer-focused proposal (see below). The proposal needs more work before it will be ready for a thumbs-up or thumbs-down vote by the City's customers.

The rate proposal should optimize waste collection efficiency while rewarding resource conservation and preserving a modicum of social equity in the rate structure. Currently, it does none of these well. One example: The current proposal calls for a \$360/year increase in cost for over 10,000 households; Council and customers deserve to be presented with various rate schedule options that reduce this major cost increase.

We recommend that Council should direct staff to develop rate schedules now for the following three reasonable approaches:

- Use of a 32-gallon residential trash cart as the standard, with optional additional service (priced according to the current per-gallon rate formula) for larger or additional 32-gallon trash carts.
- Every-other-week collection of residential trash (and potentially recycling), with compostables collected weekly. Should law-abiding residents who properly keep compostables separate from the trash be forced by the City to pay perhaps double for unneeded weekly trash collection? Or, could neighbors share collection containers and thus pay less?
- Zone-based residential rates that reflect differentials in the cost-of-service between zones.

The City's rate consultant can and should develop these rate schedules now. However, if the City decides to align the rate-setting process with adoption of a zero waste strategic plan that will be completed next year, then the City should consider only the first two years of this or a modified rate proposal, in the interim.

RESOLUTION NO. XX,XXX-N.S.

SETTING RATES FOR RESIDENTIAL AND COMMERCIAL REFUSE COLLECTION AND  
RESCINDING RESOLUTION NO. XX,XXX - N.S.

WHEREAS, the City is required by law, and in the interest of public health and resource conservation, to provide comprehensive waste management services to the public; and

WHEREAS, the Zero Waste (previously called the Refuse) Fund is an enterprise fund for solid waste management (refuse, recycling and organic) programs and services, and must generate revenue to meet its expenses; and

WHEREAS, on April 25, 2023, the City Council set a public hearing on June 27, 2023, to consider protests and increase residential and commercial refuse, recycling, and organic collection rates if there is no majority protest; and

WHEREAS, the City mailed written protest forms to all record owners of identified parcels whose names and addresses appear on the last equalized secured property tax assessment roll in compliance with the required Proposition 218 majority protest process to increase residential and commercial refuse, recycling, and organics collection rates; and

WHEREAS, the notice mailed established that all written ballots must be submitted before the noticed public hearing is closed by a vote of the Council. The City Clerk shall not accept or consider any ballot that is received after the public hearing is closed even if postmarked prior to that time. The City Clerk, or deputy, shall begin tabulating written protests immediately following the close of the public hearing. If, at the conclusion of the public hearing, cursory review of the protests received demonstrates that the number of protests is manifestly less than one-half of the ballots mailed, then the City Clerk may advise the City Council of the absence of a majority protest without tabulating the protests.

NOW THEREFORE, BE IT RESOLVED by the Council of the City of Berkeley as follows:

Section 1. Pursuant to Section 12.32.050 of the Berkeley Municipal Code, refuse, recycling and organic (previously termed garbage only) collection service is provided by the City, and all owners of premises and places in the City in or from which refuse, recyclables and organic materials are created, accumulated or produced shall use or cause to be used, and pay the fees charged for the City's collection service; and the City Council adopts the service provisions, charges, and fees set forth below.

Section 2. General Provisions.

(a) Regular residential, single, and multi-family dwelling units of 4 or less, refuse collections shall be made only once each week.

(b) Whenever collection services are discontinued or cancelled prior to the end of the period for which the collection fees have been paid, a refund shall be made of that portion of the fees for the period subsequent to the discontinuance or cancellation of such service; provided, however, that no refund of less than one month's fee shall be made. Requests for such refunds shall be processed administratively under such rules and regulations therefore as shall be prescribed by the City Manager. Refunds may be granted as herein authorized only upon the written approval of the City Manager, Solid

Waste & Recycling Manager, or her/his designee.

(c) For purposes of this resolution, the term "commercial" includes multi-family dwellings of 5 or more dwelling units.

Section 3. Regularly Scheduled Cart Service: Citywide refuse collected and removed in carts or bins, the provisions, rates, and charges, for FY 2024, shall be as follows. Rates for FY 2025 through FY 2028 can be found in Attachment 1.

(a) For residential units, the base refuse service also includes recycling and organics service (recycling and organics carts are 64-gallon (split body) and 64-gallon carts, respectively). The monthly residential solid waste management integrated rates for these City provided residential (4 dwelling units or less) carts shall be:

Solid Waste Container Size	Number of Collections per Week						
	1X	2X	3X	4X	5X	6X	7X
13 Gallon	\$22.53	\$47.19	\$70.75	\$98.84	\$129.16	\$161.75	\$188.68
20 Gallon	\$32.05	\$67.20	\$100.86	\$140.89	\$184.06	\$230.53	\$268.93
32 Gallon	\$48.41	\$101.63	\$152.39	\$212.88	\$278.19	\$348.27	\$406.35
45 Gallon	\$66.13	\$138.82	\$208.22	\$290.87	\$380.14	\$475.93	\$555.28
64 Gallon	\$75.60	\$158.74	\$238.09	\$332.59	\$434.65	\$544.26	\$634.93
96 Gallon	\$94.47	\$198.42	\$297.63	\$415.76	\$543.29	\$680.33	\$793.71

For residential units requiring refuse bin service, the monthly residential solid waste management integrated rates for these City-provided bins (refuse) and carts (recycling and organics) shall be:

Frequency	Bin Size		
	1 cy	1.5 cy	2 cy
1 /week	\$174.47	251.44	328.60
2 /week	\$ 336.70	494.81	653.07

(b) The FY2024 monthly rates for refuse commercial carts, multi-family dwelling units of 5 or more, and businesses, shall be:

Container Size	Number of Collections per Week						
	1X	2X	3X	4X	5X	6X	7X
13 Gallon	\$14.67	\$30.73	\$46.07	\$64.36	\$84.11	\$105.32	\$122.87
20 Gallon	\$22.53	\$47.24	\$70.90	\$99.03	\$129.39	\$162.05	\$189.04
32 Gallon	\$36.03	\$75.64	\$113.43	\$158.45	\$207.06	\$259.22	\$302.46
45 Gallon	\$50.65	\$106.33	\$159.49	\$222.80	\$291.18	\$364.56	\$425.33
64 Gallon	\$72.03	\$151.23	\$226.83	\$316.86	\$414.09	\$518.52	\$604.90
96 Gallon	\$108.00	\$226.83	\$340.24	\$475.28	\$621.08	\$777.74	\$907.35

ATTACHMENT 5

Rates for FY 2025-2028 are included in Attachment 1.

(c) The FY2024 monthly rates for commercial organics (compost) carts, multi-family dwelling units of 5 or more, and businesses, shall be:

Container Size	Number of Collections per Week						
	1X	2X	3X	4X	5X	6X	7X
32 Gallon	\$28.83	\$60.51	\$90.74	\$126.76	\$165.65	\$207.38	\$241.96
64 Gallon	\$57.63	\$120.99	\$181.46	\$253.49	\$331.28	\$414.81	\$483.92
96 Gallon	\$86.40	\$181.46	\$272.19	\$380.23	\$496.86	\$622.19	\$725.88

Rates for FY 2025-2028 are included in Attachment 1.

(d) New refuse residential service shall be provided a 20-gallon, 32-gallon, or 64-gallon carts. No new or replacement 13- or 45-gallon carts will be provided. Service will continue for existing containers. If the existing 13-gallon cart requires replacement due to age, damage or stolen, a 20-gallon cart shall be provided as replacement and charged at the 20-gallon rate.

(e) No more than two 96-gallon carts will be provided for multi-family customers for refuse, recycling or organics, unless there is inadequate space for a bin (one cubic capacity).

Section 4. Regularly Scheduled Commercial Bin Service: The provisions, rates, and charges are applicable for front- and rear-loading refuse, recycling, and organic bins that are mechanically picked up and emptied by the collection vehicles shall be as follows:

(a) The FY2024 monthly rates for refuse and recycling bins (loose), available to 5 dwelling units or more, and businesses, shall be as follows:

Capacity in Cubic Yards	Monthly Rental Rate	Service Collection Charge Based on Number of Collections Per Week						
		1X	2X	3X	4X	5X	6X	7X
1	\$26.98	\$147.49	\$309.72	\$464.61	\$649.00	\$848.09	\$1,061.95	\$1,238.95
1.5	\$30.19	\$221.24	\$464.61	\$696.89	\$973.45	\$1,272.12	\$1,592.94	\$1,858.44
2	\$33.59	\$295.01	\$619.49	\$929.21	\$1,297.92	\$1,696.16	\$2,123.90	\$2,477.89
3	\$40.38	\$442.47	\$929.21	\$1,393.82	\$1,946.93	\$2,544.28	\$3,185.86	\$3,716.82
4	\$60.39	\$589.97	\$1,238.95	\$1,858.44	\$2,595.88	\$3,392.35	\$4,247.82	\$4,955.77
5	\$60.39	\$737.46	\$1,548.69	\$2,323.04	\$3,244.86	\$4,240.45	\$5,309.76	\$6,194.72
6	\$66.83	\$884.95	\$1,858.44	\$2,787.64	\$3,893.81	\$5,088.50	\$6,371.69	\$7,433.66

Rates for FY 2025-2028 are included in Attachment 1.

## ATTACHMENT 5

(b) The FY2024 monthly rates for refuse bins (compacted), available to 5 dwelling units or more, and businesses, shall be as follows:

Capacity in Cubic Yards	Monthly Rental Rate	Service Collection Charge Based on Number of Collections Per Week						
		1X	2X	3X	4X	5X	6X	7X
1	\$26.98	\$294.98	\$619.44	\$929.23	\$1,298.00	\$1,696.18	\$2,123.90	\$2,477.90
1.5	\$30.19	\$442.49	\$929.23	\$1,393.78	\$1,946.90	\$2,544.24	\$3,185.87	\$3,716.87
2	\$33.59	\$590.02	\$1,238.97	\$1,858.41	\$2,595.85	\$3,392.31	\$4,247.80	\$4,955.77
3	\$40.38	\$884.95	\$1,858.41	\$2,787.64	\$3,893.87	\$5,088.56	\$6,371.72	\$7,433.64
4	\$60.39	\$1,179.95	\$2,477.90	\$3,716.87	\$5,191.77	\$6,784.69	\$8,495.64	\$9,911.54
5	\$60.39	\$1,474.92	\$3,097.38	\$4,646.08	\$6,489.72	\$8,480.90	\$10,619.51	\$12,389.44
6	\$66.83	\$1,769.90	\$3,716.87	\$5,575.28	\$7,787.62	\$10,177.00	\$12,743.39	\$14,867.31

Rates for FY 2025-2028 are included in Attachment 1.

(c) The FY2024 monthly rates for organic bins, available to 5 dwelling units or more, and businesses, shall be as follows:

Capacity in Cubic Yards	Monthly Rental Rate	Service Collection Charge Based on Number of Collections Per Week						
		1X	2X	3X	4X	5X	6X	7X
1	\$21.58	\$117.99	\$247.78	\$371.69	\$519.20	\$678.47	\$849.56	\$991.16
1.5	\$24.16	\$177.00	\$371.69	\$557.52	\$778.76	\$1,017.69	\$1,274.35	\$1,486.75
2	\$26.87	\$236.01	\$495.59	\$743.36	\$1,038.34	\$1,356.92	\$1,699.12	\$1,982.31
3	\$32.30	\$353.97	\$743.36	\$1,115.06	\$1,557.55	\$2,035.42	\$2,548.69	\$2,973.46
4	\$48.31	\$471.97	\$991.16	\$1,486.75	\$2,076.71	\$2,713.87	\$3,398.26	\$3,964.62
5	\$48.31	\$589.97	\$1,238.95	\$1,858.44	\$2,595.88	\$3,392.36	\$4,247.81	\$4,955.78
6	\$53.46	\$707.96	\$1,486.75	\$2,230.11	\$3,115.05	\$4,070.80	\$5,097.36	\$5,946.92

Rates for FY 2025-2028 are included in Attachment 1.

For the above commercial rates, no new 1.5 or 5 cubic yard bins are provided.

Section 4. Regularly Scheduled and Temporary Roll-off Container Service: The provisions, rates and charges for roll-off containers, shall be as follows:

ATTACHMENT 5

(a) The FY2024 monthly rates for roll-off containers (loose) shall be as follows:

Capacity in Cubic Yards	Monthly Rental Rate	Service Collection Charge Based on Number of Collections Per Week						
		1X	2X	3X	4X	5X	6X	7X
6	\$91.24	\$1,122.82	\$2,366.08	\$3,546.07	\$4,954.77	\$6,471.74	\$8,103.05	\$9,459.44
12	\$148.41	\$2,251.73	\$4,723.64	\$7,090.93	\$9,907.11	\$12,947.13	\$16,212.19	\$18,918.89
14	\$170.31	\$2,626.41	\$5,514.36	\$8,273.36	\$11,557.89	\$15,101.53	\$18,910.37	\$22,062.30
15	\$178.82	\$2,816.18	\$5,915.80	\$8,871.88	\$12,393.62	\$16,198.81	\$20,283.79	\$23,661.99
16	\$188.56	\$3,001.09	\$6,306.30	\$9,459.44	\$13,206.24	\$17,262.02	\$21,613.42	\$25,213.02
20	\$210.45	\$3,333.19	\$7,881.65	\$11,820.65	\$16,509.02	\$21,575.71	\$27,014.64	\$31,516.88
25	\$212.89	\$3,685.97	\$9,848.72	\$14,775.51	\$20,637.79	\$26,967.20	\$33,772.26	\$39,397.32
30	\$217.75	\$4,058.22	\$11,820.65	\$17,729.16	\$24,762.92	\$32,362.34	\$40,526.22	\$47,274.10

Rates for FY 2025-2028 are included in Attachment 1.

(b) The FY2024 monthly rates for roll-off containers (compacted) shall be as follows:

Capacity in Cubic Yards	Monthly Rental Rate	Service Collection Charge Based on Number of Collections Per Week						
		1X	2X	3X	4X	5X	6X	7X
6	\$91.24	\$2,245.64	\$4,732.15	\$7,092.15	\$9,909.55	\$12,943.48	\$16,206.11	\$18,918.89
12	\$148.41	\$4,503.45	\$9,447.28	\$14,181.87	\$19,814.23	\$25,894.25	\$32,424.38	\$37,837.77
14	\$170.31	\$5,252.81	\$11,028.72	\$16,546.73	\$23,115.79	\$30,203.07	\$37,820.74	\$44,124.61
15	\$178.82	\$5,632.36	\$11,831.60	\$17,743.76	\$24,787.25	\$32,397.62	\$40,567.58	\$47,323.98
16	\$188.56	\$6,002.17	\$12,612.59	\$18,918.89	\$26,412.48	\$34,524.05	\$43,226.83	\$50,426.04
20	\$210.45	\$6,666.38	\$15,763.31	\$23,641.31	\$33,018.03	\$43,151.41	\$54,029.29	\$63,033.76
25	\$212.89	\$7,371.94	\$19,697.44	\$29,551.03	\$41,275.58	\$53,934.40	\$67,544.51	\$78,794.63
30	\$217.75	\$8,116.44	\$23,641.31	\$35,458.32	\$49,525.83	\$64,724.69	\$81,052.44	\$94,548.21

Rates for FY 2025-2028 are included in Attachment 1.

(c) There shall be a monthly surcharge of \$54.12 (FY 2024) multiplied by the number of service pickups per week where extra handling (spinning) of roll-off containers, or where reloading of a container onto a truck is required. Rates for FY 2025-2028 are included in Attachment 1.

ATTACHMENT 5

- (d) For short-term (5 consecutive days or less including delivery and removal) rental of roll-off containers, the service rates and additional charges per haul will be as follows for FY 2024 (Rates for FY 2025-2028 are included in Attachment 1.):

Temporary Roll-off (Loose)		
Capacity in Cubic Yards	Short-term Service Rate - Refuse	Short-term Service Rate - Organics
6 (dirt only)	\$540.15	\$432.12
12	\$374.49	\$299.59
14	\$437.74	\$350.20
16	\$499.99	\$399.99
20	\$567.26	\$453.81
30	\$674.69	\$539.75

Temporary Roll-off (Compacted)		
Capacity in Cubic Yards	Short-term Service Rate - Refuse	Short-term Service Rate - Organics
6 (dirt only)	not applicable	not applicable
12	\$748.98	\$599.19
14	\$875.49	\$700.39
16	\$999.98	\$799.99
20	\$1,134.52	\$907.62
30	\$1,349.38	\$1,079.50

For containers left over 4 days there shall be an additional charge of \$22.40 per day for no more than 2 additional days. For containers left over 6 days the service will be considered a "new" service and a new full short-term rate shall be charged in addition to the original and extra day charges.

Section 5. Other Special Provisions & Collection Services, Rates & Charges:

(a) Bulky Waste Collection, left at the edge of the right-of-way (sidewalk or if no sidewalk at the curb) on the scheduled Bulky Pickup Day constitutes authorization for the City to provide services to remove the materials, and charge the following for FY 2024:

Customer Type	1st Collection in Calendar Year
Residential	No Charge up to 3 Cubic Yard; \$42.15 each additional Cubic Yard

Rates for FY 2025-2028 are included in Attachment 1

(b) Extra Pickups. Additional charges apply for collection of carts and bins (any material type) in excess of regularly scheduled service, as follows (for FY 2024):

Container Size	per Container per Collection
13 Gallon	\$15.02
20 Gallon	\$15.75
32 Gallon	\$17.01
45 Gallon	\$18.37
64 Gallon	\$19.10
96 Gallon	\$20.55
1 Cubic Yd	\$47.34
1.5 Cubic Yds	\$64.38
2 Cubic Yds	\$81.41
3 Cubic Yds	\$115.47
4 Cubic Yds	\$149.53
5 Cubic Yds	\$183.60
6 Cubic Yds	\$217.66

Rates for FY 2025-2028 are included in Attachment 1

(c) Collection of City-authorized pre-paid bags or containers for overages (i.e., materials do not fit in the customers container used for regularly schedule collection services). Customers may use pre-paid bags and containers purchased at locations established or authorized by the Public Works Director. For reasons of worker safety and



ATTACHMENT 5

ready identification of items to be disposed, only bags procured from the City or containers provided by the City will be picked up.

1. Customers placing City-authorized pre-paid bags or containers (for extra garbage or plant debris) for collection alongside their regularly scheduled collection container, on a regularly scheduled collection day, will be collected at no additional charge.
2. For FY 2024, the collection of authorized pre-paid bags or containers (for extra garbage or plant debris) placed for collection on a day other than a regularly scheduled collection day, or from locations not scheduled for service, shall be charged \$19.10 for collection of the first bag/container and no charge for additional bags/container (up to 10 bags). Charges for FY 2025-2028 are included in Attachment 1.

(d) Customer-Owned Bin Repairs. For FY 2024, commercial customers who own their bins and requests the following repairs, shall be charged as follows:

1. Complete bin replacement 100% of City cost (3<sup>rd</sup> party vendor) plus 10% administrative cost.
2. Wheel replacement, per wheel, \$75.00.
  - With plate replacement, additional, per plate, \$75.00.
3. Side wall(s) replacement, 100% of City cost (3<sup>rd</sup> party vendor) plus 10% administrative fee.
4. Lid replacement, 100% of City cost (3<sup>rd</sup> party vendor) plus 10% administrative fee.

Rates for FY 2025-2028 are included in Attachment 1

(e) For FY 2024, there shall be a charge of \$26.56 per month, multiplied by the number of service pickups per week of bins and/or carts, for handling customer keys and codes to access containers. There is no charge for use of the standard key recommended by the Zero Waste Division, Solid Waste & Recycling Manager. Rates for FY 2025-2028 are included in Attachment 1.

(f) Damaged Cart Charges. The charge for replacement of a solid waste cart that was maliciously or willfully destroyed, or for which reasonable care was not used in securing or maintaining the cart, shall be 100% of City's 3<sup>rd</sup> party vendor rate, plus 10% administrative fee.

ATTACHMENT 5

(g) Container Cleaning. For FY 2024, charges for cleaning containers upon customer’s request shall be as follows:

Container Type	Cleaning Rate (per container)
Wheeled cart (any size)	\$20.00
Bin (any size)	\$90.36

Rates for FY 2025-2028 are included in Attachment 1

(h) Short-Term Bin Service. For FY 2024, short-term (4 consecutive days including delivery and removal days) rental rates are as follows:

Container Type	Short-Term Service Rate (per container)
1 Cubic Yard Bin	not available
1.5 Cubic Yard Bin	not available
2 Cubic Yard Bin	\$96.38
3 Cubic Yard Bin	\$116.46
4 Cubic Yard Bin	\$146.58
5 Cubic Yard Bin	\$166.66
6 Cubic Yard Bin	\$185.74
Additional Days (per day)	\$27.00

For bins left over 4 days there shall be an additional charge of \$27.00 per day, for no more than 2 additional days. For bins left over 6 days, the service will be considered a "new" service and a new full short-term rate will be charged in addition to the original and extra day.

Rates for FY 2025-2028 are included in Attachment 1

**ATTACHMENT 5**

(i) Distance Surcharge. To service containers that customers elect to not place at the curb (i.e., on property collection), there shall be an additional charge, as follows (for FY 2024):

Customer/Container Type	Monthly Charge Based on Number of Collections Per Week						
	1X	2X	3X	4X	5X	6X	7X
<b>Residential</b>							
Distance from Curb (up to 25 feet)							
Carts, per account	\$34.50	\$69.01	\$103.51	\$138.02	\$172.52	\$207.02	\$241.53
Bins (1 - 2 cubic yards), per Bin	\$57.51	\$115.01	\$172.52	\$230.03	\$287.53	\$345.04	\$402.55
Each Additional 20 feet, or part thereof							
Carts, per account	\$11.50	\$23.00	\$34.50	\$46.01	\$57.51	\$69.01	\$80.51
Bins (1 - 2 cubic yards), per Bin	\$23.00	\$46.01	\$69.01	\$92.01	\$115.01	\$138.02	\$161.02
<b>Commercial</b>							
Distance from Curb (up to 25 feet)							
Carts, per cart	\$11.50	\$23.00	\$34.50	\$46.01	\$57.51	\$69.01	\$80.51
Bins (1 - 3 cubic yards), per Bin	\$57.51	\$115.01	\$172.52	\$230.03	\$287.53	\$345.04	\$402.55
Bins (4 - 6 cubic yards), per Bin	\$63.26	\$126.51	\$189.77	\$253.03	\$316.29	\$379.54	\$442.80
Each Additional 20 feet, or part thereof							
Carts, per cart	\$2.66	\$5.31	\$7.97	\$10.62	\$13.28	\$15.94	\$18.59
Bins (1 - 3 cubic yards), per Bin	\$23.00	\$46.01	\$69.01	\$92.01	\$115.01	\$138.02	\$161.02
Bins (4 - 6 cubic yards), per Bin	\$25.30	\$50.61	\$75.91	\$101.21	\$126.51	\$151.82	\$177.12

Rates for FY 2025-2028 are included in Attachment 1.

(j) Stair Surcharge. To service carts that require climbing stairs, there shall be an additional charge, as follows (for FY 2024):

	Monthly Charge Based on Number of Collections Per Week						
	1X	2X	3X	4X	5X	6X	7X
Per Cart	\$11.50	\$23.00	\$34.50	\$46.01	\$57.51	\$69.01	\$80.51

Rates for FY 2025-2028 are included in Attachment 1

(k) There shall be a surcharge of 20% of the applicable base service charge rate where access to refuse, recycling, and/or organic bins is difficult, where moving the bin is dangerous due to narrow gateway, narrow passage or extreme slope, or where there is unusually high exposure to liability.

Section 6. Agreements. The City Council may authorize agreements with the Berkeley Unified School District, the University of California, or any other governmental agency or special district for collection and disposal of refuse, recycling, and organic materials upon such terms and conditions as may be mutually agreed upon.

**Attachment 1**  
**Proposed Solid Waste, Recycling, and Organics Collection Rates**  
**for FY2024-FY2028**

Residential Solid Waste Management Integrated Cart Rates

**FY 2024**

Container Size	Number of Collections per Week						
	1X	2X	3X	4X	5X	6X	7X
13 Gallon	\$22.53	\$47.19	\$70.75	\$98.84	\$129.16	\$161.75	\$188.68
20 Gallon	\$32.05	\$67.20	\$100.86	\$140.89	\$184.06	\$230.53	\$268.93
32 Gallon	\$48.41	\$101.63	\$152.39	\$212.88	\$278.19	\$348.27	\$406.35
45 Gallon	\$66.13	\$138.82	\$208.22	\$290.87	\$380.14	\$475.93	\$555.28
64 Gallon	\$75.60	\$158.74	\$238.09	\$332.59	\$434.65	\$544.26	\$634.93
96 Gallon	\$94.47	\$198.42	\$297.63	\$415.76	\$543.29	\$680.33	\$793.71

**FY 2025**

Container Size	Number of Collections per Week						
	1X	2X	3X	4X	5X	6X	7X
13 Gallon	\$27.28	\$57.14	\$85.66	\$119.68	\$156.40	\$195.85	\$228.46
20 Gallon	\$36.80	\$77.16	\$115.80	\$161.77	\$211.34	\$264.69	\$308.79
32 Gallon	\$53.16	\$111.60	\$167.34	\$233.76	\$305.48	\$382.44	\$446.22
45 Gallon	\$70.88	\$148.79	\$223.18	\$311.76	\$407.44	\$510.12	\$595.16
64 Gallon	\$80.35	\$168.72	\$253.05	\$353.49	\$461.96	\$578.46	\$674.83
96 Gallon	\$99.22	\$208.39	\$312.59	\$436.66	\$570.61	\$714.54	\$833.61

**FY 2026**

Container Size	Number of Collections per Week						
	1X	2X	3X	4X	5X	6X	7X
13 Gallon	\$32.03	\$67.09	\$100.58	\$140.52	\$183.63	\$229.95	\$268.24
20 Gallon	\$41.55	\$87.12	\$130.75	\$182.65	\$238.62	\$298.86	\$348.64
32 Gallon	\$57.91	\$121.57	\$182.29	\$254.65	\$332.78	\$416.61	\$486.10
45 Gallon	\$75.63	\$158.76	\$238.13	\$332.65	\$434.75	\$544.30	\$635.04
64 Gallon	\$85.10	\$178.69	\$268.01	\$374.38	\$489.27	\$612.65	\$714.72
96 Gallon	\$103.97	\$218.37	\$327.56	\$457.57	\$597.93	\$748.75	\$873.52

## FY 2027

Container Size	Number of Collections per Week						
	1X	2X	3X	4X	5X	6X	7X
13 Gallon	\$36.78	\$77.04	\$115.49	\$161.36	\$210.86	\$264.05	\$308.02
20 Gallon	\$46.30	\$97.08	\$145.70	\$203.53	\$265.90	\$333.03	\$388.50
32 Gallon	\$62.66	\$131.54	\$197.25	\$275.54	\$360.07	\$450.78	\$525.97
45 Gallon	\$80.38	\$168.73	\$253.09	\$353.54	\$462.05	\$578.49	\$674.93
64 Gallon	\$89.85	\$188.66	\$282.96	\$395.28	\$516.58	\$646.84	\$754.61
96 Gallon	\$108.72	\$228.35	\$342.52	\$478.47	\$625.24	\$782.95	\$913.43

## FY 2028

Container Size	Number of Collections per Week						
	1X	2X	3X	4X	5X	6X	7X
13 Gallon	\$41.53	\$86.99	\$130.41	\$182.20	\$238.09	\$298.15	\$347.81
20 Gallon	\$51.05	\$107.03	\$160.65	\$224.40	\$293.18	\$367.19	\$428.36
32 Gallon	\$67.41	\$141.51	\$212.20	\$296.43	\$387.37	\$484.96	\$565.84
45 Gallon	\$85.13	\$178.70	\$268.05	\$374.44	\$489.35	\$612.67	\$714.81
64 Gallon	\$94.60	\$198.64	\$297.92	\$416.17	\$543.89	\$681.04	\$794.50
96 Gallon	\$113.47	\$238.32	\$357.49	\$499.37	\$652.56	\$817.16	\$953.33

Residential Solid Waste Management Integrated Bin Rates

## FY2024

Frequency	1 CY	1.5 CY	2 CY
1x per week	\$174.47	\$251.44	\$328.60
2x per week	\$336.70	\$494.81	\$653.07

## FY2025

Frequency	1 CY	1.5 CY	2 CY
1x per week	\$188.43	\$271.56	\$354.89
2x per week	\$363.64	\$534.39	\$705.32

## FY2026

Frequency	1 CY	1.5 CY	2 CY
1x per week	\$203.50	\$293.28	\$383.28
2x per week	\$392.73	\$577.15	\$761.74

## FY2027

Frequency	1 CY	1.5 CY	2 CY
1x per week	\$217.75	\$313.81	\$410.11
2x per week	\$420.22	\$617.55	\$815.06

## FY2028

Frequency	1 CY	1.5 CY	2 CY
1x per week	\$226.46	\$326.36	\$426.51

2x per week	\$437.03	\$642.25	\$847.67
-------------	----------	----------	----------

Refuse Commercial Carts and Multi-family Dwelling Units of 5 or More and Businesses

FY2024

Container Size	Number of Collections per Week						
	1X	2X	3X	4X	5X	6X	7X
13 Gallon	\$14.67	\$30.73	\$46.07	\$64.36	\$84.11	\$105.32	\$122.87
20 Gallon	\$22.53	\$47.24	\$70.90	\$99.03	\$129.39	\$162.05	\$189.04
32 Gallon	\$36.03	\$75.64	\$113.43	\$158.45	\$207.06	\$259.22	\$302.46
45 Gallon	\$50.65	\$106.33	\$159.49	\$222.80	\$291.18	\$364.56	\$425.33
64 Gallon	\$72.03	\$151.23	\$226.83	\$316.86	\$414.09	\$518.52	\$604.90
96 Gallon	\$108.00	\$226.83	\$340.24	\$475.28	\$621.08	\$777.74	\$907.35

FY2025

Container Size	Number of Collections per Week						
	1X	2X	3X	4X	5X	6X	7X
13 Gallon	\$15.84	\$33.19	\$49.75	\$69.51	\$90.84	\$113.75	\$132.69
20 Gallon	\$24.33	\$51.02	\$76.57	\$106.96	\$139.74	\$175.01	\$204.17
32 Gallon	\$38.92	\$81.69	\$122.50	\$171.12	\$223.62	\$279.96	\$326.65
45 Gallon	\$54.71	\$114.84	\$172.25	\$240.62	\$314.47	\$393.72	\$459.36
64 Gallon	\$77.79	\$163.33	\$244.97	\$342.21	\$447.22	\$560.00	\$653.29
96 Gallon	\$116.64	\$244.97	\$367.46	\$513.31	\$670.77	\$839.96	\$979.93

FY2026

Container Size	Number of Collections per Week						
	1X	2X	3X	4X	5X	6X	7X
13 Gallon	\$17.11	\$35.84	\$53.73	\$75.07	\$98.10	\$122.85	\$143.31
20 Gallon	\$26.28	\$55.10	\$82.69	\$115.51	\$150.92	\$189.01	\$220.50
32 Gallon	\$42.03	\$88.23	\$132.30	\$184.81	\$241.51	\$302.36	\$352.79
45 Gallon	\$59.08	\$124.03	\$186.03	\$259.87	\$339.63	\$425.22	\$496.11
64 Gallon	\$84.01	\$176.40	\$264.57	\$369.59	\$483.00	\$604.80	\$705.56
96 Gallon	\$125.97	\$264.57	\$396.86	\$554.37	\$724.43	\$907.16	\$1,058.33

FY2027

Container Size	Number of Collections per Week						
	1X	2X	3X	4X	5X	6X	7X
13 Gallon	\$18.31	\$38.35	\$57.50	\$80.33	\$104.97	\$131.45	\$153.34
20 Gallon	\$28.12	\$58.95	\$88.48	\$123.60	\$161.48	\$202.24	\$235.93
32 Gallon	\$44.97	\$94.40	\$141.56	\$197.75	\$258.42	\$323.52	\$377.48
45 Gallon	\$63.22	\$132.71	\$199.06	\$278.07	\$363.41	\$454.99	\$530.84
64 Gallon	\$89.90	\$188.75	\$283.09	\$395.46	\$516.81	\$647.13	\$754.95
96 Gallon	\$134.79	\$283.09	\$424.64	\$593.18	\$775.14	\$970.66	\$1,132.41

FY2028

Container Size	Number of Collections per Week						
	1X	2X	3X	4X	5X	6X	7X
13 Gallon	\$19.04	\$39.88	\$59.80	\$83.54	\$109.17	\$136.71	\$159.48
20 Gallon	\$29.24	\$61.31	\$92.02	\$128.54	\$167.94	\$210.33	\$245.37
32 Gallon	\$46.77	\$98.18	\$147.22	\$205.66	\$268.76	\$336.46	\$392.58
45 Gallon	\$65.75	\$138.02	\$207.02	\$289.19	\$377.94	\$473.19	\$552.07
64 Gallon	\$93.49	\$196.30	\$294.41	\$411.27	\$537.48	\$673.02	\$785.14
96 Gallon	\$140.18	\$294.41	\$441.62	\$616.90	\$806.14	\$1,009.48	\$1,177.71

Organics Commercial Carts, Multi-family Dwelling Units of 5 or More and Businesses

FY2024

Container Size	Number of Collections per Week						
	1X	2X	3X	4X	5X	6X	7X
32 Gallon	\$28.83	\$60.51	\$90.74	\$126.76	\$165.65	\$207.38	\$241.96
64 Gallon	\$57.63	\$120.99	\$181.46	\$253.49	\$331.28	\$414.81	\$483.92
96 Gallon	\$86.40	\$181.46	\$272.19	\$380.23	\$496.86	\$622.19	\$725.88

FY2025

Container Size	Number of Collections per Week						
	1X	2X	3X	4X	5X	6X	7X
32 Gallon	\$31.14	\$65.35	\$98.00	\$136.90	\$178.90	\$223.97	\$261.32
64 Gallon	\$62.24	\$130.67	\$195.98	\$273.77	\$357.78	\$448.00	\$522.63
96 Gallon	\$93.31	\$195.98	\$293.97	\$410.64	\$536.61	\$671.96	\$783.95

FY2026

Container Size	Number of Collections per Week						
	1X	2X	3X	4X	5X	6X	7X
32 Gallon	\$33.63	\$70.58	\$105.84	\$147.85	\$193.21	\$241.88	\$282.22
64 Gallon	\$67.21	\$141.13	\$211.66	\$295.67	\$386.40	\$483.84	\$564.44
96 Gallon	\$100.77	\$211.66	\$317.48	\$443.50	\$579.54	\$725.72	\$846.67

FY2027

Container Size	Number of Collections per Week						
	1X	2X	3X	4X	5X	6X	7X
32 Gallon	\$35.98	\$75.52	\$113.25	\$158.20	\$206.74	\$258.81	\$301.98
64 Gallon	\$71.92	\$151.00	\$226.48	\$316.37	\$413.45	\$517.70	\$603.96
96 Gallon	\$107.83	\$226.48	\$339.71	\$474.54	\$620.11	\$776.52	\$905.93

FY2028

Container Size	Number of Collections per Week						
	1X	2X	3X	4X	5X	6X	7X
32 Gallon	\$37.42	\$78.54	\$117.78	\$164.53	\$215.01	\$269.17	\$314.06
64 Gallon	\$74.80	\$157.04	\$235.54	\$329.03	\$429.99	\$538.41	\$628.11
96 Gallon	\$112.14	\$235.54	\$353.29	\$493.52	\$644.91	\$807.58	\$942.17

Refuse Commercial Bins (Loose), Multi-family Dwelling Units of 5 of More and Businesses

FY2024

Capacity in Cubic Yards	Monthly Rental Rate	Service Collection Charge Based on Number of Collections Per Week						
		1X	2X	3X	4X	5X	6X	7X
1	\$26.98	\$147.49	\$309.72	\$464.61	\$649.00	\$848.09	\$1,061.95	\$1,238.95
1.5	\$30.19	\$221.24	\$464.61	\$696.89	\$973.45	\$1,272.12	\$1,592.94	\$1,858.44
2	\$33.59	\$295.01	\$619.49	\$929.21	\$1,297.92	\$1,696.16	\$2,123.90	\$2,477.89
3	\$40.38	\$442.47	\$929.21	\$1,393.82	\$1,946.93	\$2,544.28	\$3,185.86	\$3,716.82
4	\$60.39	\$589.97	\$1,238.95	\$1,858.44	\$2,595.88	\$3,392.35	\$4,247.82	\$4,955.77
5	\$60.39	\$737.46	\$1,548.69	\$2,323.04	\$3,244.86	\$4,240.45	\$5,309.76	\$6,194.72
6	\$66.83	\$884.95	\$1,858.44	\$2,787.64	\$3,893.81	\$5,088.50	\$6,371.69	\$7,433.66



FY2025

Capacity in Cubic Yards	Monthly Rental Rate	Service Collection Charge Based on Number of Collections Per Week						
		1X	2X	3X	4X	5X	6X	7X
1	\$29.14	\$159.29	\$334.50	\$501.78	\$700.92	\$915.94	\$1,146.90	\$1,338.06
1.5	\$32.61	\$238.94	\$501.78	\$752.64	\$1,051.33	\$1,373.89	\$1,720.37	\$2,007.11
2	\$36.27	\$318.61	\$669.05	\$1,003.54	\$1,401.76	\$1,831.85	\$2,293.81	\$2,676.12
3	\$43.61	\$477.87	\$1,003.54	\$1,505.33	\$2,102.69	\$2,747.82	\$3,440.73	\$4,014.17
4	\$65.22	\$637.17	\$1,338.06	\$2,007.11	\$2,803.56	\$3,663.73	\$4,587.65	\$5,352.23
5	\$65.22	\$796.46	\$1,672.59	\$2,508.88	\$3,504.45	\$4,579.68	\$5,734.54	\$6,690.30
6	\$72.18	\$955.75	\$2,007.11	\$3,010.65	\$4,205.31	\$5,495.58	\$6,881.43	\$8,028.35

FY2026

Capacity in Cubic Yards	Monthly Rental Rate	Service Collection Charge Based on Number of Collections Per Week						
		1X	2X	3X	4X	5X	6X	7X
1	\$31.47	\$172.03	\$361.26	\$541.93	\$756.99	\$989.21	\$1,238.66	\$1,445.11
1.5	\$35.22	\$258.06	\$541.93	\$812.85	\$1,135.43	\$1,483.80	\$1,858.00	\$2,167.68
2	\$39.18	\$344.10	\$722.57	\$1,083.83	\$1,513.90	\$1,978.40	\$2,477.31	\$2,890.21
3	\$47.09	\$516.10	\$1,083.83	\$1,625.75	\$2,270.90	\$2,967.65	\$3,715.99	\$4,335.30
4	\$70.44	\$688.15	\$1,445.11	\$2,167.68	\$3,027.84	\$3,956.83	\$4,954.66	\$5,780.41
5	\$70.44	\$860.18	\$1,806.39	\$2,709.59	\$3,784.80	\$4,946.06	\$6,193.30	\$7,225.52
6	\$77.96	\$1,032.21	\$2,167.68	\$3,251.50	\$4,541.74	\$5,935.23	\$7,431.94	\$8,670.62

FY2027

Capacity in Cubic Yards	Monthly Rental Rate	Service Collection Charge Based on Number of Collections Per Week						
		1X	2X	3X	4X	5X	6X	7X
1	\$33.67	\$184.07	\$386.54	\$579.86	\$809.98	\$1,058.46	\$1,325.36	\$1,546.27
1.5	\$37.68	\$276.12	\$579.86	\$869.75	\$1,214.91	\$1,587.67	\$1,988.06	\$2,319.42
2	\$41.92	\$368.19	\$773.15	\$1,159.69	\$1,619.87	\$2,116.88	\$2,650.73	\$3,092.52
3	\$50.39	\$552.23	\$1,159.69	\$1,739.55	\$2,429.87	\$3,175.39	\$3,976.11	\$4,638.77
4	\$75.37	\$736.32	\$1,546.27	\$2,319.42	\$3,239.79	\$4,233.81	\$5,301.48	\$6,185.04
5	\$75.37	\$920.39	\$1,932.84	\$2,899.26	\$4,049.74	\$5,292.28	\$6,626.83	\$7,731.31
6	\$83.41	\$1,104.46	\$2,319.42	\$3,479.11	\$4,859.66	\$6,350.69	\$7,952.18	\$9,277.56

## Exhibit A

FY2028

Capacity in Cubic Yards	Monthly Rental Rate	Service Collection Charge Based on Number of Collections Per Week						
		1X	2X	3X	4X	5X	6X	7X
1	\$35.02	\$191.43	\$402.01	\$603.06	\$842.38	\$1,100.79	\$1,378.38	\$1,608.12
1.5	\$39.19	\$287.17	\$603.06	\$904.54	\$1,263.51	\$1,651.18	\$2,067.58	\$2,412.19
2	\$43.60	\$382.92	\$804.07	\$1,206.08	\$1,684.67	\$2,201.56	\$2,756.76	\$3,216.22
3	\$52.41	\$574.32	\$1,206.08	\$1,809.14	\$2,527.06	\$3,302.40	\$4,135.15	\$4,824.32
4	\$78.38	\$765.77	\$1,608.12	\$2,412.19	\$3,369.38	\$4,403.16	\$5,513.54	\$6,432.44
5	\$78.38	\$957.20	\$2,010.16	\$3,015.23	\$4,211.73	\$5,503.97	\$6,891.91	\$8,040.56
6	\$86.75	\$1,148.64	\$2,412.19	\$3,618.27	\$5,054.05	\$6,604.72	\$8,270.27	\$9,648.66

Refuse Commercial Bins (Compacted), Multi-family Dwelling Units of 5 or More and Businesses

FY2024

Capacity in Cubic Yards	Monthly Rental Rate	Service Collection Charge Based on Number of Collections Per Week						
		1X	2X	3X	4X	5X	6X	7X
1	\$26.98	\$294.98	\$619.44	\$929.23	\$1,298.00	\$1,696.18	\$2,123.90	\$2,477.90
1.5	\$30.19	\$442.49	\$929.23	\$1,393.78	\$1,946.90	\$2,544.24	\$3,185.87	\$3,716.87
2	\$33.59	\$590.02	\$1,238.97	\$1,858.41	\$2,595.85	\$3,392.31	\$4,247.80	\$4,955.77
3	\$40.38	\$884.95	\$1,858.41	\$2,787.64	\$3,893.87	\$5,088.56	\$6,371.72	\$7,433.64
4	\$60.39	\$1,179.95	\$2,477.90	\$3,716.87	\$5,191.77	\$6,784.69	\$8,495.64	\$9,911.54
5	\$60.39	\$1,474.92	\$3,097.38	\$4,646.08	\$6,489.72	\$8,480.90	\$10,619.51	\$12,389.44
6	\$66.83	\$1,769.90	\$3,716.87	\$5,575.28	\$7,787.62	\$10,177.00	\$12,743.39	\$14,867.31

FY2025

Capacity in Cubic Yards	Monthly Rental Rate	Service Collection Charge Based on Number of Collections Per Week						
		1X	2X	3X	4X	5X	6X	7X
1	\$29.14	\$318.57	\$668.99	\$1,003.57	\$1,401.84	\$1,831.87	\$2,293.81	\$2,676.13
1.5	\$32.61	\$477.89	\$1,003.57	\$1,505.29	\$2,102.65	\$2,747.78	\$3,440.74	\$4,014.22
2	\$36.27	\$637.22	\$1,338.09	\$2,007.08	\$2,803.52	\$3,663.70	\$4,587.62	\$5,352.23
3	\$43.61	\$955.75	\$2,007.08	\$3,010.65	\$4,205.38	\$5,495.65	\$6,881.46	\$8,028.33
4	\$65.22	\$1,274.34	\$2,676.13	\$4,014.22	\$5,607.11	\$7,327.47	\$9,175.29	\$10,704.46
5	\$65.22	\$1,592.92	\$3,345.17	\$5,017.76	\$7,008.90	\$9,159.37	\$11,469.08	\$13,380.59
6	\$72.18	\$1,911.49	\$4,014.22	\$6,021.30	\$8,410.63	\$10,991.16	\$13,762.86	\$16,056.70

FY2026

Capacity in Cubic Yards	Monthly Rental Rate	Service Collection Charge Based on Number of Collections Per Week						
		1X	2X	3X	4X	5X	6X	7X
1	\$31.47	\$344.06	\$722.51	\$1,083.85	\$1,513.98	\$1,978.42	\$2,477.31	\$2,890.22
1.5	\$35.22	\$516.12	\$1,083.85	\$1,625.71	\$2,270.86	\$2,967.61	\$3,716.00	\$4,335.36
2	\$39.18	\$688.20	\$1,445.14	\$2,167.65	\$3,027.80	\$3,956.79	\$4,954.63	\$5,780.41
3	\$47.09	\$1,032.21	\$2,167.65	\$3,251.50	\$4,541.81	\$5,935.30	\$7,431.97	\$8,670.60
4	\$70.44	\$1,376.29	\$2,890.22	\$4,335.36	\$6,055.68	\$7,913.67	\$9,909.32	\$11,560.82
5	\$70.44	\$1,720.35	\$3,612.79	\$5,419.18	\$7,569.61	\$9,892.12	\$12,386.60	\$14,451.04
6	\$77.96	\$2,064.41	\$4,335.36	\$6,503.01	\$9,083.48	\$11,870.46	\$14,863.89	\$17,341.23

FY2027

Capacity in Cubic Yards	Monthly Rental Rate	Service Collection Charge Based on Number of Collections Per Week						
		1X	2X	3X	4X	5X	6X	7X
1	\$33.67	\$368.14	\$773.09	\$1,159.72	\$1,619.96	\$2,116.91	\$2,650.73	\$3,092.53
1.5	\$37.68	\$552.24	\$1,159.72	\$1,739.51	\$2,429.82	\$3,175.34	\$3,976.12	\$4,638.83
2	\$41.92	\$736.38	\$1,546.30	\$2,319.39	\$3,239.74	\$4,233.77	\$5,301.45	\$6,185.04
3	\$50.39	\$1,104.46	\$2,319.39	\$3,479.11	\$4,859.74	\$6,350.77	\$7,952.21	\$9,277.54
4	\$75.37	\$1,472.63	\$3,092.53	\$4,638.83	\$6,479.58	\$8,467.62	\$10,602.97	\$12,370.08
5	\$75.37	\$1,840.78	\$3,865.68	\$5,798.53	\$8,099.48	\$10,584.57	\$13,253.66	\$15,462.61
6	\$83.41	\$2,208.92	\$4,638.83	\$6,958.22	\$9,719.32	\$12,701.39	\$15,904.36	\$18,555.12

FY2028

Capacity in Cubic Yards	Monthly Rental Rate	Service Collection Charge Based on Number of Collections Per Week						
		1X	2X	3X	4X	5X	6X	7X
1	\$35.02	\$382.87	\$804.01	\$1,206.11	\$1,684.76	\$2,201.59	\$2,756.76	\$3,216.24
1.5	\$39.19	\$574.33	\$1,206.11	\$1,809.09	\$2,527.02	\$3,302.35	\$4,135.17	\$4,824.39
2	\$43.60	\$765.83	\$1,608.15	\$2,412.16	\$3,369.33	\$4,403.12	\$5,513.51	\$6,432.44
3	\$52.41	\$1,148.64	\$2,412.16	\$3,618.27	\$5,054.13	\$6,604.80	\$8,270.30	\$9,648.65
4	\$78.38	\$1,531.54	\$3,216.24	\$4,824.39	\$6,738.76	\$8,806.33	\$11,027.09	\$12,864.88
5	\$78.38	\$1,914.41	\$4,020.31	\$6,030.47	\$8,423.46	\$11,007.95	\$13,783.81	\$16,081.12
6	\$86.75	\$2,297.28	\$4,824.39	\$7,236.55	\$10,108.09	\$13,209.44	\$16,540.54	\$19,297.32

Organics Commercial Bins, Multi-family Dwelling Units of 5 or More and Businesses

FY2024

Capacity in Cubic Yards	Monthly Rental Rate	Service Collection Charge Based on Number of Collections Per Week						
		1X	2X	3X	4X	5X	6X	7X
1	\$21.58	\$117.99	\$247.78	\$371.69	\$519.20	\$678.47	\$849.56	\$991.16
1.5	\$24.16	\$177.00	\$371.69	\$557.52	\$778.76	\$1,017.69	\$1,274.35	\$1,486.75
2	\$26.87	\$236.01	\$495.59	\$743.36	\$1,038.34	\$1,356.92	\$1,699.12	\$1,982.31
3	\$32.30	\$353.97	\$743.36	\$1,115.06	\$1,557.55	\$2,035.42	\$2,548.69	\$2,973.46
4	\$48.31	\$471.97	\$991.16	\$1,486.75	\$2,076.71	\$2,713.87	\$3,398.26	\$3,964.62
5	\$48.31	\$589.97	\$1,238.95	\$1,858.44	\$2,595.88	\$3,392.36	\$4,247.81	\$4,955.78
6	\$53.46	\$707.96	\$1,486.75	\$2,230.11	\$3,115.05	\$4,070.80	\$5,097.36	\$5,946.92

FY2025

Capacity in Cubic Yards	Monthly Rental Rate	Service Collection Charge Based on Number of Collections Per Week						
		1X	2X	3X	4X	5X	6X	7X
1	\$23.31	\$127.43	\$267.60	\$401.42	\$560.73	\$732.75	\$917.53	\$1,070.45
1.5	\$26.09	\$191.16	\$401.42	\$602.12	\$841.06	\$1,099.11	\$1,376.30	\$1,605.69
2	\$29.02	\$254.89	\$535.23	\$802.83	\$1,121.40	\$1,465.48	\$1,835.05	\$2,140.89
3	\$34.88	\$382.29	\$802.83	\$1,204.27	\$1,682.15	\$2,198.26	\$2,752.58	\$3,211.33
4	\$52.17	\$509.73	\$1,070.45	\$1,605.69	\$2,242.85	\$2,930.98	\$3,670.12	\$4,281.79
5	\$52.17	\$637.17	\$1,338.06	\$2,007.11	\$2,803.56	\$3,663.75	\$4,587.63	\$5,352.24
6	\$57.74	\$764.60	\$1,605.69	\$2,408.52	\$3,364.25	\$4,396.46	\$5,505.15	\$6,422.68

FY2026

Capacity in Cubic Yards	Monthly Rental Rate	Service Collection Charge Based on Number of Collections Per Week						
		1X	2X	3X	4X	5X	6X	7X
1	\$25.17	\$137.62	\$289.00	\$433.54	\$605.59	\$791.37	\$990.93	\$1,156.09
1.5	\$28.18	\$206.45	\$433.54	\$650.29	\$908.35	\$1,187.04	\$1,486.40	\$1,734.14
2	\$31.34	\$275.28	\$578.05	\$867.06	\$1,211.12	\$1,582.72	\$1,981.86	\$2,312.16
3	\$37.67	\$412.88	\$867.06	\$1,300.61	\$1,816.72	\$2,374.12	\$2,972.79	\$3,468.24
4	\$56.35	\$550.51	\$1,156.09	\$1,734.14	\$2,422.27	\$3,165.46	\$3,963.73	\$4,624.33
5	\$56.35	\$688.15	\$1,445.11	\$2,167.68	\$3,027.84	\$3,956.85	\$4,954.64	\$5,780.42
6	\$62.36	\$825.77	\$1,734.14	\$2,601.20	\$3,633.39	\$4,748.18	\$5,945.56	\$6,936.49

FY2027

Capacity in Cubic Yards	Monthly Rental Rate	Service Collection Charge Based on Number of Collections Per Week						
		1X	2X	3X	4X	5X	6X	7X
1	\$26.93	\$147.25	\$309.24	\$463.88	\$647.99	\$846.77	\$1,060.29	\$1,237.01
1.5	\$30.15	\$220.90	\$463.88	\$695.81	\$971.93	\$1,270.13	\$1,590.45	\$1,855.53
2	\$33.54	\$294.55	\$618.52	\$927.75	\$1,295.89	\$1,693.51	\$2,120.59	\$2,474.02
3	\$40.31	\$441.78	\$927.75	\$1,391.65	\$1,943.89	\$2,540.31	\$3,180.88	\$3,711.02
4	\$60.29	\$589.05	\$1,237.02	\$1,855.53	\$2,591.83	\$3,387.04	\$4,241.19	\$4,948.03
5	\$60.29	\$736.32	\$1,546.27	\$2,319.42	\$3,239.79	\$4,233.83	\$5,301.47	\$6,185.05
6	\$66.73	\$883.57	\$1,855.53	\$2,783.28	\$3,887.73	\$5,080.55	\$6,361.75	\$7,422.05

FY2028

Capacity in Cubic Yards	Monthly Rental Rate	Service Collection Charge Based on Number of Collections Per Week						
		1X	2X	3X	4X	5X	6X	7X
1	\$28.01	\$153.14	\$321.60	\$482.44	\$673.90	\$880.64	\$1,102.71	\$1,286.49
1.5	\$31.36	\$229.74	\$482.44	\$723.64	\$1,010.81	\$1,320.93	\$1,654.07	\$1,929.75
2	\$34.88	\$306.34	\$643.26	\$964.86	\$1,347.73	\$1,761.25	\$2,205.41	\$2,572.98
3	\$41.92	\$459.45	\$964.86	\$1,447.32	\$2,021.65	\$2,641.92	\$3,308.12	\$3,859.46
4	\$62.70	\$612.61	\$1,286.50	\$1,929.75	\$2,695.51	\$3,522.52	\$4,410.84	\$5,145.95
5	\$62.70	\$765.77	\$1,608.12	\$2,412.19	\$3,369.38	\$4,403.18	\$5,513.53	\$6,432.45
6	\$69.40	\$918.91	\$1,929.75	\$2,894.62	\$4,043.24	\$5,283.77	\$6,616.22	\$7,718.93

Refuse Roll-off Containers (Loose)

FY2024

Capacity in Cubic Yards	Monthly Rental Rate	Service Collection Charge Based on Number of Collections Per Week						
		1X	2X	3X	4X	5X	6X	7X
6	\$91.24	\$1,122.82	\$2,366.08	\$3,546.07	\$4,954.77	\$6,471.74	\$8,103.05	\$9,459.44
12	\$148.41	\$2,251.73	\$4,723.64	\$7,090.93	\$9,907.11	\$12,947.13	\$16,212.19	\$18,918.89
14	\$170.31	\$2,626.41	\$5,514.36	\$8,273.36	\$11,557.89	\$15,101.53	\$18,910.37	\$22,062.30
15	\$178.82	\$2,816.18	\$5,915.80	\$8,871.88	\$12,393.62	\$16,198.81	\$20,283.79	\$23,661.99
16	\$188.56	\$3,001.09	\$6,306.30	\$9,459.44	\$13,206.24	\$17,262.02	\$21,613.42	\$25,213.02
20	\$210.45	\$3,333.19	\$7,881.65	\$11,820.65	\$16,509.02	\$21,575.71	\$27,014.64	\$31,516.88
25	\$212.89	\$3,685.97	\$9,848.72	\$14,775.51	\$20,637.79	\$26,967.20	\$33,772.26	\$39,397.32
30	\$217.75	\$4,058.22	\$11,820.65	\$17,729.16	\$24,762.92	\$32,362.34	\$40,526.22	\$47,274.10

FY2025

Capacity in Cubic Yards	Monthly Rental Rate	Service Collection Charge Based on Number of Collections Per Week						
		1X	2X	3X	4X	5X	6X	7X
6	\$98.54	\$1,212.65	\$2,555.36	\$3,829.76	\$5,351.15	\$6,989.48	\$8,751.30	\$10,216.20
12	\$160.29	\$2,431.87	\$5,101.53	\$7,658.21	\$10,699.68	\$13,982.90	\$17,509.17	\$20,432.40
14	\$183.93	\$2,836.52	\$5,955.51	\$8,935.23	\$12,482.52	\$16,309.66	\$20,423.20	\$23,827.29
15	\$193.13	\$3,041.47	\$6,389.07	\$9,581.63	\$13,385.11	\$17,494.72	\$21,906.49	\$25,554.95
16	\$203.64	\$3,241.17	\$6,810.80	\$10,216.20	\$14,262.74	\$18,642.99	\$23,342.49	\$27,230.06
20	\$227.29	\$3,599.84	\$8,512.19	\$12,766.31	\$17,829.74	\$23,301.76	\$29,175.81	\$34,038.23
25	\$229.92	\$3,980.85	\$10,636.62	\$15,957.56	\$22,288.81	\$29,124.58	\$36,474.04	\$42,549.10
30	\$235.17	\$4,382.88	\$12,766.31	\$19,147.49	\$26,743.95	\$34,951.33	\$43,768.32	\$51,056.03

FY2026

Capacity in Cubic Yards	Monthly Rental Rate	Service Collection Charge Based on Number of Collections Per Week						
		1X	2X	3X	4X	5X	6X	7X
6	\$106.42	\$1,309.66	\$2,759.79	\$4,136.14	\$5,779.25	\$7,548.64	\$9,451.40	\$11,033.49
12	\$173.11	\$2,626.41	\$5,509.65	\$8,270.86	\$11,555.66	\$15,101.53	\$18,909.90	\$22,066.99
14	\$198.65	\$3,063.44	\$6,431.95	\$9,650.05	\$13,481.13	\$17,614.43	\$22,057.06	\$25,733.47
15	\$208.58	\$3,284.79	\$6,900.19	\$10,348.16	\$14,455.92	\$18,894.29	\$23,659.01	\$27,599.35
16	\$219.93	\$3,500.47	\$7,355.66	\$11,033.49	\$15,403.76	\$20,134.43	\$25,209.89	\$29,408.46
20	\$245.47	\$3,887.83	\$9,193.16	\$13,787.61	\$19,256.12	\$25,165.90	\$31,509.88	\$36,761.29
25	\$248.31	\$4,299.32	\$11,487.55	\$17,234.16	\$24,071.92	\$31,454.54	\$39,391.96	\$45,953.03
30	\$253.99	\$4,733.51	\$13,787.61	\$20,679.29	\$28,883.46	\$37,747.44	\$47,269.79	\$55,140.52

FY2027

Capacity in Cubic Yards	Monthly Rental Rate	Service Collection Charge Based on Number of Collections Per Week						
		1X	2X	3X	4X	5X	6X	7X
6	\$113.87	\$1,401.34	\$2,952.98	\$4,425.67	\$6,183.79	\$8,077.04	\$10,113.00	\$11,805.84
12	\$185.23	\$2,810.26	\$5,895.33	\$8,849.82	\$12,364.55	\$16,158.64	\$20,233.59	\$23,611.68
14	\$212.55	\$3,277.88	\$6,882.19	\$10,325.55	\$14,424.80	\$18,847.44	\$23,601.05	\$27,534.81
15	\$223.18	\$3,514.73	\$7,383.20	\$11,072.53	\$15,467.84	\$20,216.89	\$25,315.15	\$29,531.30
16	\$235.33	\$3,745.50	\$7,870.56	\$11,805.84	\$16,482.02	\$21,543.84	\$26,974.58	\$31,467.06
20	\$262.66	\$4,159.98	\$9,836.68	\$14,752.74	\$20,604.04	\$26,927.52	\$33,715.57	\$39,334.58
25	\$265.69	\$4,600.27	\$12,291.68	\$18,440.55	\$25,756.95	\$33,656.36	\$42,149.40	\$49,169.74
30	\$271.77	\$5,064.85	\$14,752.74	\$22,126.84	\$30,905.31	\$40,389.76	\$50,578.67	\$59,000.35

FY 2028

Capacity in Cubic Yards	Monthly Rental Rate	Service Collection Charge Based on Number of Collections Per Week						
		1X	2X	3X	4X	5X	6X	7X
6	\$118.42	\$1,457.39	\$3,071.10	\$4,602.70	\$6,431.15	\$8,400.12	\$10,517.52	\$12,278.07
12	\$192.63	\$2,922.67	\$6,131.14	\$9,203.82	\$12,859.13	\$16,804.98	\$21,042.94	\$24,556.15
14	\$221.06	\$3,409.00	\$7,157.47	\$10,738.58	\$15,001.80	\$19,601.34	\$24,545.09	\$28,636.21
15	\$232.11	\$3,655.32	\$7,678.53	\$11,515.43	\$16,086.55	\$21,025.57	\$26,327.75	\$30,712.55
16	\$244.74	\$3,895.32	\$8,185.38	\$12,278.07	\$17,141.30	\$22,405.59	\$28,053.57	\$32,725.74
20	\$273.16	\$4,326.38	\$10,230.15	\$15,342.85	\$21,428.21	\$28,004.62	\$35,064.19	\$40,907.96
25	\$276.32	\$4,784.28	\$12,783.34	\$19,178.17	\$26,787.23	\$35,002.61	\$43,835.37	\$51,136.53
30	\$282.64	\$5,267.44	\$15,342.85	\$23,011.91	\$32,141.52	\$42,005.35	\$52,601.82	\$61,360.37

Refuse Roll-off Containers (Compacted)

FY2024

Capacity in Cubic Yards	Monthly Rental Rate	Service Collection Charge Based on Number of Collections Per Week						
		1X	2X	3X	4X	5X	6X	7X
6	\$91.24	\$2,245.64	\$4,732.15	\$7,092.15	\$9,909.55	\$12,943.48	\$16,206.11	\$18,918.89
12	\$148.41	\$4,503.45	\$9,447.28	\$14,181.87	\$19,814.23	\$25,894.25	\$32,424.38	\$37,837.77
14	\$170.31	\$5,252.81	\$11,028.72	\$16,546.73	\$23,115.79	\$30,203.07	\$37,820.74	\$44,124.61
15	\$178.82	\$5,632.36	\$11,831.60	\$17,743.76	\$24,787.25	\$32,397.62	\$40,567.58	\$47,323.98
16	\$188.56	\$6,002.17	\$12,612.59	\$18,918.89	\$26,412.48	\$34,524.05	\$43,226.83	\$50,426.04
20	\$210.45	\$6,666.38	\$15,763.31	\$23,641.31	\$33,018.03	\$43,151.41	\$54,029.29	\$63,033.76
25	\$212.89	\$7,371.94	\$19,697.44	\$29,551.03	\$41,275.58	\$53,934.40	\$67,544.51	\$78,794.63
30	\$217.75	\$8,116.44	\$23,641.31	\$35,458.32	\$49,525.83	\$64,724.69	\$81,052.44	\$94,548.21

FY2025

Capacity in Cubic Yards	Monthly Rental Rate	Service Collection Charge Based on Number of Collections Per Week						
		1X	2X	3X	4X	5X	6X	7X
6	\$98.54	\$2,425.30	\$5,110.73	\$7,659.52	\$10,702.31	\$13,978.96	\$17,502.60	\$20,432.40
12	\$160.29	\$4,863.73	\$10,203.06	\$15,316.42	\$21,399.36	\$27,965.79	\$35,018.33	\$40,864.80
14	\$183.93	\$5,673.04	\$11,911.02	\$17,870.47	\$24,965.05	\$32,619.31	\$40,846.40	\$47,654.57
15	\$193.13	\$6,082.95	\$12,778.13	\$19,163.26	\$26,770.23	\$34,989.43	\$43,812.99	\$51,109.90
16	\$203.64	\$6,482.35	\$13,621.60	\$20,432.40	\$28,525.48	\$37,285.97	\$46,684.98	\$54,460.12
20	\$227.29	\$7,199.69	\$17,024.37	\$25,532.61	\$35,659.47	\$46,603.52	\$58,351.63	\$68,076.46
25	\$229.92	\$7,961.70	\$21,273.24	\$31,915.11	\$44,577.63	\$58,249.15	\$72,948.08	\$85,098.20
30	\$235.17	\$8,765.75	\$25,532.61	\$38,294.98	\$53,487.90	\$69,902.66	\$87,536.64	\$102,112.06

FY2026

Capacity in Cubic Yards	Monthly Rental Rate	Service Collection Charge Based on Number of Collections Per Week						
		1X	2X	3X	4X	5X	6X	7X
6	\$106.42	\$2,619.32	\$5,519.59	\$8,272.28	\$11,558.49	\$15,097.27	\$18,902.81	\$22,066.99
12	\$173.11	\$5,252.83	\$11,019.31	\$16,541.73	\$23,111.31	\$30,203.06	\$37,819.80	\$44,133.98
14	\$198.65	\$6,126.88	\$12,863.90	\$19,300.10	\$26,962.25	\$35,228.86	\$44,114.11	\$51,466.94
15	\$208.58	\$6,569.58	\$13,800.38	\$20,696.32	\$28,911.84	\$37,788.58	\$47,318.03	\$55,198.69
16	\$219.93	\$7,000.93	\$14,711.33	\$22,066.99	\$30,807.52	\$40,268.85	\$50,419.78	\$58,816.93
20	\$245.47	\$7,775.66	\$18,386.32	\$27,575.22	\$38,512.23	\$50,331.81	\$63,019.76	\$73,522.58
25	\$248.31	\$8,598.63	\$22,975.10	\$34,468.32	\$48,143.84	\$62,909.08	\$78,783.92	\$91,906.06
30	\$253.99	\$9,467.01	\$27,575.22	\$41,358.58	\$57,766.93	\$75,494.87	\$94,539.57	\$110,281.03

FY2027

Capacity in Cubic Yards	Monthly Rental Rate	Service Collection Charge Based on Number of Collections Per Week						
		1X	2X	3X	4X	5X	6X	7X
6	\$113.87	\$2,802.67	\$5,905.96	\$8,851.34	\$12,367.59	\$16,154.08	\$20,226.00	\$23,611.68
12	\$185.23	\$5,620.53	\$11,790.66	\$17,699.65	\$24,729.10	\$32,317.27	\$40,467.19	\$47,223.36
14	\$212.55	\$6,555.76	\$13,764.37	\$20,651.11	\$28,849.61	\$37,694.88	\$47,202.10	\$55,069.63
15	\$223.18	\$7,029.45	\$14,766.41	\$22,145.06	\$30,935.67	\$40,433.79	\$50,630.29	\$59,062.60
16	\$235.33	\$7,491.00	\$15,741.12	\$23,611.68	\$32,964.04	\$43,087.67	\$53,949.16	\$62,934.11
20	\$262.66	\$8,319.96	\$19,673.36	\$29,505.49	\$41,208.09	\$53,855.03	\$67,431.14	\$78,669.16
25	\$265.69	\$9,200.54	\$24,583.35	\$36,881.10	\$51,513.91	\$67,312.72	\$84,298.80	\$98,339.49
30	\$271.77	\$10,129.70	\$29,505.49	\$44,253.68	\$61,810.61	\$80,779.51	\$101,157.34	\$118,000.70

FY2028

Capacity in Cubic Yards	Monthly Rental Rate	Service Collection Charge Based on Number of Collections Per Week						
		1X	2X	3X	4X	5X	6X	7X
6	\$118.42	\$2,914.78	\$6,142.19	\$9,205.40	\$12,862.29	\$16,800.24	\$21,035.04	\$24,556.15
12	\$192.63	\$5,845.35	\$12,262.28	\$18,407.64	\$25,718.27	\$33,609.96	\$42,085.87	\$49,112.29
14	\$221.06	\$6,817.99	\$14,314.94	\$21,477.15	\$30,003.59	\$39,202.67	\$49,090.19	\$57,272.41
15	\$232.11	\$7,310.63	\$15,357.07	\$23,030.86	\$32,173.10	\$42,051.14	\$52,655.50	\$61,425.10
16	\$244.74	\$7,790.64	\$16,370.76	\$24,556.15	\$34,282.60	\$44,811.18	\$56,107.13	\$65,451.48
20	\$273.16	\$8,652.76	\$20,460.30	\$30,685.71	\$42,856.41	\$56,009.23	\$70,128.39	\$81,815.93
25	\$276.32	\$9,568.56	\$25,566.69	\$38,356.35	\$53,574.46	\$70,005.23	\$87,670.75	\$102,273.06
30	\$282.64	\$10,534.89	\$30,685.71	\$46,023.83	\$64,283.04	\$84,010.69	\$105,203.63	\$122,720.73



Hard to Service Roll off Containers.

There shall be a monthly surcharge, as shown below where extra handling (spinning) of roll-off containers, or where reloading of a container onto a truck is required. The surcharge shall be multiplied by the number of service pickups per week.

FY2024	FY2025	FY2026	FY2027	FY2028
\$54.12	\$55.74	\$57.42	\$59.14	\$60.91

Temporary Roll-off Containers - Loose

FY2024

Capacity in Cu Yards	Short-term Service Rate - Refuse	Short-term Service Rate - Organics
(dirt) 6	\$540.15	\$432.12
12	\$374.49	\$299.59
14	\$437.74	\$350.20
16	\$499.99	\$399.99
20	\$567.26	\$453.81
30	\$674.69	\$539.75

FY2025

Capacity in Cu Yards	Short-term Service Rate - Refuse	Short-term Service Rate - Organics
(dirt) 6	\$583.36	\$466.69
12	\$404.45	\$323.56
14	\$472.76	\$378.21
16	\$539.99	\$431.99
20	\$612.64	\$490.11
30	\$728.66	\$582.93

FY2026

Capacity in Cu Yards	Short-term Service Rate - Refuse	Short-term Service Rate - Organics
(dirt) 6	\$630.03	\$504.03
12	\$436.81	\$349.45
14	\$510.58	\$408.47
16	\$583.19	\$466.55
20	\$661.65	\$529.32
30	\$786.96	\$629.56

FY2027

Capacity in Cu Yards	Short-term Service Rate - Refuse	Short-term Service Rate - Organics
(dirt) 6	\$674.14	\$539.31
12	\$467.38	\$373.91
14	\$546.33	\$437.06
16	\$624.01	\$499.21
20	\$707.97	\$566.37
30	\$842.04	\$673.63

FY2028

Capacity in Cu Yards	Short-term Service Rate - Refuse	Short-term Service Rate - Organics
(dirt) 6	\$701.10	\$560.88
12	\$486.08	\$388.86
14	\$568.18	\$454.54
16	\$648.97	\$519.18
20	\$736.29	\$589.03
30	\$875.72	\$700.58

Temporary Roll-off Containers - Compacted

FY2024

Capacity in Cu Yards	Short-term Service Rate - Refuse	Short-term Service Rate - Organics
(dirt) 6	not applicable	not applicable
12	\$748.98	\$599.19
14	\$875.49	\$700.39
16	\$999.98	\$799.99
20	\$1,134.52	\$907.62
30	\$1,349.38	\$1,079.50

FY2025

Capacity in Cu Yards	Short-term Service Rate - Refuse	Short-term Service Rate - Organics
(dirt) 6	not applicable	not applicable
12	\$808.90	\$647.12
14	\$945.53	\$756.42
16	\$1,079.98	\$863.99
20	\$1,225.28	\$980.23
30	\$1,457.33	\$1,165.86

FY2026

Capacity in Cu Yards	Short-term Service Rate - Refuse	Short-term Service Rate - Organics
(dirt) 6	not applicable	not applicable
12	\$873.61	\$698.89
14	\$1,021.17	\$816.94
16	\$1,166.38	\$933.11
20	\$1,323.30	\$1,058.64
30	\$1,573.91	\$1,259.13

FY2027

Capacity in Cu Yards	Short-term Service Rate - Refuse	Short-term Service Rate - Organics
(dirt) 6	not applicable	not applicable
12	\$934.77	\$747.81
14	\$1,092.65	\$874.12
16	\$1,248.03	\$998.42
20	\$1,415.94	\$1,132.75
30	\$1,684.09	\$1,347.27

FY2028

Capacity in Cu Yards	Short-term Service Rate - Refuse	Short-term Service Rate - Organics
(dirt) 6	not applicable	not applicable
12	\$972.16	\$777.73
14	\$1,136.36	\$909.09
16	\$1,297.95	\$1,038.36
20	\$1,472.57	\$1,178.06
30	\$1,751.45	\$1,401.16

Bulky Waste Collection

FY2024

Customer Type	1st Collection in Calendar Year
Residential	No Charge up to 3 Cubic Yard; \$42.15 each additional Cubic Yard

FY2025

Customer Type	1 per Year
Residential	No Charge up to 3 Cubic Yard; \$43.41 each additional Cubic Yard

FY2026

Customer Type	1 per Year
Residential	No Charge up to 3 Cubic Yard; \$44.71 each additional Cubic Yard

FY2027

Customer Type	1 per Year
Residential	No Charge up to 3 Cubic Yard; \$46.06 each additional Cubic Yard

FY2028

Customer Type	1 per Year
Residential	No Charge up to 3 Cubic Yard; \$47.44 each additional Cubic Yard

Extra Pickups (in excess of regularly schedule services) Refuse, Recycling, Organics

Container Size	per Container per Collection				
	FY2024	FY2025	FY2026	FY2027	FY2028
13 Gallon	\$15.02	\$15.78	\$16.56	\$17.34	\$18.14
20 Gallon	\$15.75	\$16.51	\$17.29	\$18.08	\$18.88
32 Gallon	\$17.01	\$17.77	\$18.55	\$19.34	\$20.14
45 Gallon	\$18.37	\$19.14	\$19.91	\$20.70	\$21.50
64 Gallon	\$19.10	\$19.87	\$20.64	\$21.43	\$22.23
96 Gallon	\$20.55	\$21.32	\$22.09	\$22.88	\$23.68
1 Cubic Yd	\$47.34	\$50.47	\$53.82	\$57.02	\$59.16
1.5 Cubic Yds	\$64.38	\$68.86	\$73.69	\$78.28	\$81.27
2 Cubic Yds	\$81.41	\$87.26	\$93.56	\$99.54	\$103.38
3 Cubic Yds	\$115.47	\$124.04	\$133.28	\$142.05	\$147.58
4 Cubic Yds	\$149.53	\$160.83	\$173.01	\$184.56	\$191.80
5 Cubic Yds	\$183.60	\$197.62	\$212.74	\$227.07	\$236.01
6 Cubic Yds	\$217.66	\$234.41	\$252.47	\$269.58	\$280.22

Pre-paid Bags and Containers

	FY2024	FY2025	FY2026	FY2027	FY2028
Collection of pre-paid bag/container	\$19.10	\$19.67	\$20.26	\$20.87	\$21.50

Customer-Owned Bin Repairs

Service	FY2024	FY2025	FY2026	FY2027	FY2028
Bin Replacement	100% of City Cost (3rd-party vendor) + 10% administration cost				
Wheel Replacement	\$77.25	\$79.57	\$81.95	\$84.41	\$86.95
Wheel Plate Replacement	\$77.25	\$79.57	\$81.95	\$84.41	\$86.95
Side Wall Replacement	100% of City Cost (3rd-party vendor) + 10% administration cost				
Lid Replacement	100% of City Cost (3rd-party vendor) + 10% administration cost				

Key/Access Code Charges

FY2024	FY2025	FY2026	FY2027	FY2028
\$26.56	\$27.36	\$28.18	\$29.02	\$29.90

Container Cleaning

	FY2024	FY2025	FY2026	FY2027	FY2028
Container Type					
Wheeled cart (any size)	\$20.00	\$21.60	\$21.60	\$21.40	\$20.80
Bin (any size)	\$90.36	\$97.59	\$105.40	\$112.77	\$117.28

Short-Term Bin Service

	FY2024	FY2025	FY2026	FY2027	FY2028
1 Cubic Yard Bin	not available				
1.5 Cubic Yard Bin	not available				
2 Cubic Yard Bin	\$96.38	\$104.09	\$112.42	\$120.29	\$125.10
3 Cubic Yard Bin	\$116.46	\$125.78	\$135.84	\$145.35	\$151.17
4 Cubic Yard Bin	\$146.58	\$158.31	\$170.98	\$182.94	\$190.26
5 Cubic Yard Bin	\$166.66	\$180.00	\$194.40	\$208.00	\$216.32
6 Cubic Yard Bin	\$185.74	\$200.60	\$216.65	\$231.81	\$241.08

Distance Surcharges

FY2024

Customer/Container Type	Monthly Charge Based on Number of Collections Per Week						
	1X	2X	3X	4X	5X	6X	7X
<b>Residential</b>							
Distance from Curb (up to 25 feet)							
Carts, per account	\$34.50	\$69.01	\$103.51	\$138.02	\$172.52	\$207.02	\$241.53
Bins (1 - 2 cubic yards), per Bin	\$57.51	\$115.01	\$172.52	\$230.03	\$287.53	\$345.04	\$402.55
Each Additional 20 feet, or part thereof							
Carts, per account	\$11.50	\$23.00	\$34.50	\$46.01	\$57.51	\$69.01	\$80.51
Bins (1 - 2 cubic yards), per Bin	\$23.00	\$46.01	\$69.01	\$92.01	\$115.01	\$138.02	\$161.02
<b>Commercial</b>							
Distance from Curb (up to 25 feet)							
Carts, per cart	\$11.50	\$23.00	\$34.50	\$46.01	\$57.51	\$69.01	\$80.51
Bins (1 - 3 cubic yards), per Bin	\$57.51	\$115.01	\$172.52	\$230.03	\$287.53	\$345.04	\$402.55
Bins (4 - 6 cubic yards), per Bin	\$63.26	\$126.51	\$189.77	\$253.03	\$316.29	\$379.54	\$442.80
Each Additional 20 feet, or part thereof							
Carts, per cart	\$2.66	\$5.31	\$7.97	\$10.62	\$13.28	\$15.94	\$18.59
Bins (1 - 3 cubic yards), per Bin	\$23.00	\$46.01	\$69.01	\$92.01	\$115.01	\$138.02	\$161.02
Bins (4 - 6 cubic yards), per Bin	\$25.30	\$50.61	\$75.91	\$101.21	\$126.51	\$151.82	\$177.12

FY2025

Container Type	Monthly Charge Based on Number of Collections Per Week						
	1X	2X	3X	4X	5X	6X	7X
<b>Residential</b>							
Distance from Curb (up to 25 feet)							
Carts, per account	\$35.54	\$71.08	\$106.62	\$142.16	\$177.69	\$213.23	\$248.77
Bins (1 - 2 cubic yards), per Bin	\$59.23	\$118.46	\$177.69	\$236.93	\$296.16	\$355.39	\$414.62
Each Additional 20 feet, or part thereof							
Carts, per account	\$11.85	\$23.69	\$35.54	\$47.39	\$59.23	\$71.08	\$82.92
Bins (1 - 2 cubic yards), per Bin	\$23.69	\$47.39	\$71.08	\$94.77	\$118.46	\$142.16	\$165.85
<b>Commercial</b>							
Distance from Curb (up to 25 feet)							
Carts, per cart	\$11.85	\$23.69	\$35.54	\$47.39	\$59.23	\$71.08	\$82.92
Bins (1 - 3 cubic yards), per Bin	\$59.23	\$118.46	\$177.69	\$236.93	\$296.16	\$355.39	\$414.62
Bins (4 - 6 cubic yards), per Bin	\$65.15	\$130.31	\$195.46	\$260.62	\$325.77	\$390.93	\$456.08
Each Additional 20 feet, or part thereof							
Carts, per cart	\$2.74	\$5.47	\$8.21	\$10.94	\$13.68	\$16.42	\$19.15
Bins (1 - 3 cubic yards), per Bin	\$23.69	\$47.39	\$71.08	\$94.77	\$118.46	\$142.16	\$165.85
Bins (4 - 6 cubic yards), per Bin	\$26.06	\$52.12	\$78.19	\$104.25	\$130.31	\$156.37	\$182.43

FY2026

Container Type	Monthly Charge Based on Number of Collections Per Week						
	1X	2X	3X	4X	5X	6X	7X
<b>Residential</b>							
Distance from Curb (up to 25 feet)							
Carts, per account	\$36.61	\$73.21	\$109.82	\$146.42	\$183.03	\$219.63	\$256.24
Bins (1 - 2 cubic yards), per Bin	\$61.01	\$122.02	\$183.03	\$244.03	\$305.04	\$366.05	\$427.06
Each Additional 20 feet, or part thereof							
Carts, per account	\$12.20	\$24.40	\$36.61	\$48.81	\$61.01	\$73.21	\$85.41
Bins (1 - 2 cubic yards), per Bin	\$24.40	\$48.81	\$73.21	\$97.61	\$122.02	\$146.42	\$170.82
<b>Commercial</b>							
Distance from Curb (up to 25 feet)							
Carts, per cart	\$12.20	\$24.40	\$36.61	\$48.81	\$61.01	\$73.21	\$85.41
Bins (1 - 3 cubic yards), per Bin	\$61.01	\$122.02	\$183.03	\$244.03	\$305.04	\$366.05	\$427.06
Bins (4 - 6 cubic yards), per Bin	\$67.11	\$134.22	\$201.33	\$268.44	\$335.55	\$402.66	\$469.77
Each Additional 20 feet, or part thereof							
Carts, per cart	\$2.82	\$5.64	\$8.45	\$11.27	\$14.09	\$16.91	\$19.73
Bins (1 - 3 cubic yards), per Bin	\$24.40	\$48.81	\$73.21	\$97.61	\$122.02	\$146.42	\$170.82
Bins (4 - 6 cubic yards), per Bin	\$26.84	\$53.69	\$80.53	\$107.38	\$134.22	\$161.06	\$187.91

FY2027

Container Type	Monthly Charge Based on Number of Collections Per Week						
	1X	2X	3X	4X	5X	6X	7X
<b>Residential</b>							
Distance from Curb (up to 25 feet)							
Carts, per account	\$37.70	\$75.41	\$113.11	\$150.81	\$188.52	\$226.22	\$263.92
Bins (1 - 2 cubic yards), per Bin	\$62.84	\$125.68	\$188.52	\$251.36	\$314.19	\$377.03	\$439.87
Each Additional 20 feet, or part thereof							
Carts, per account	\$12.57	\$25.14	\$37.70	\$50.27	\$62.84	\$75.41	\$87.97
Bins (1 - 2 cubic yards), per Bin	\$25.14	\$50.27	\$75.41	\$100.54	\$125.68	\$150.81	\$175.95
<b>Commercial</b>							
Distance from Curb (up to 25 feet)							
Carts, per cart	\$12.57	\$25.14	\$37.70	\$50.27	\$62.84	\$75.41	\$87.97
Bins (1 - 3 cubic yards), per Bin	\$62.84	\$125.68	\$188.52	\$251.36	\$314.19	\$377.03	\$439.87
Bins (4 - 6 cubic yards), per Bin	\$69.12	\$138.25	\$207.37	\$276.49	\$345.61	\$414.74	\$483.86
Each Additional 20 feet, or part thereof							
Carts, per cart	\$2.90	\$5.80	\$8.71	\$11.61	\$14.51	\$17.41	\$20.32
Bins (1 - 3 cubic yards), per Bin	\$25.14	\$50.27	\$75.41	\$100.54	\$125.68	\$150.81	\$175.95
Bins (4 - 6 cubic yards), per Bin	\$27.65	\$55.30	\$82.95	\$110.60	\$138.25	\$165.89	\$193.54

FY2028

Container Type	Monthly Charge Based on Number of Collections Per Week						
	1X	2X	3X	4X	5X	6X	7X
<b>Residential</b>							
Distance from Curb (up to 25 feet)							
Carts, per account	\$38.83	\$77.67	\$116.50	\$155.34	\$194.17	\$233.01	\$271.84
Bins (1 - 2 cubic yards), per Bin	\$64.72	\$129.45	\$194.17	\$258.90	\$323.62	\$388.34	\$453.07
Each Additional 20 feet, or part thereof							
Carts, per account	\$12.94	\$25.89	\$38.83	\$51.78	\$64.72	\$77.67	\$90.61
Bins (1 - 2 cubic yards), per Bin	\$25.89	\$51.78	\$77.67	\$103.56	\$129.45	\$155.34	\$181.23
<b>Commercial</b>							
Distance from Curb (up to 25 feet)							
Carts, per cart	\$12.94	\$25.89	\$38.83	\$51.78	\$64.72	\$77.67	\$90.61
Bins (1 - 3 cubic yards), per Bin	\$64.72	\$129.45	\$194.17	\$258.90	\$323.62	\$388.34	\$453.07
Bins (4 - 6 cubic yards), per Bin	\$71.20	\$142.39	\$213.59	\$284.79	\$355.98	\$427.18	\$498.37
Each Additional 20 feet, or part thereof							
Carts, per cart	\$2.99	\$5.98	\$8.97	\$11.96	\$14.95	\$17.94	\$20.93
Bins (1 - 3 cubic yards), per Bin	\$25.89	\$51.78	\$77.67	\$103.56	\$129.45	\$155.34	\$181.23
Bins (4 - 6 cubic yards), per Bin	\$28.48	\$56.96	\$85.44	\$113.91	\$142.39	\$170.87	\$199.35



Stair Surcharges

FY2024

	Monthly Charge Based on Number of Collections Per Week						
	1X	2X	3X	4X	5X	6X	7X
Per Cart	\$11.50	\$23.00	\$34.50	\$46.01	\$57.51	\$69.01	\$80.51

FY2025

	Monthly Charge Based on Number of Collections Per Week						
	1X	2X	3X	4X	5X	6X	7X
Per Cart	\$11.85	\$23.69	\$35.54	\$47.39	\$59.23	\$71.08	\$82.92

FY2026

	Monthly Charge Based on Number of Collections Per Week						
	1X	2X	3X	4X	5X	6X	7X
Per Cart	\$12.20	\$24.40	\$36.61	\$48.81	\$61.01	\$73.21	\$85.41

FY2027

	Monthly Charge Based on Number of Collections Per Week						
	1X	2X	3X	4X	5X	6X	7X
Per Cart	\$12.57	\$25.14	\$37.70	\$50.27	\$62.84	\$75.41	\$87.97

FY2028

	Monthly Charge Based on Number of Collections Per Week						
	1X	2X	3X	4X	5X	6X	7X
Per Cart	\$12.94	\$25.89	\$38.83	\$51.78	\$64.72	\$77.67	\$90.61

ORDINANCE NO. -N.S.

AMENDING THE BERKELEY MUNICIPAL CODE TO CLARIFY THAT SECTION 12.38.090 DOES NOT PREVENT GENERAL FUND SUBSIDIES FOR LOW INCOME RESIDENTS

BE IT ORDAINED by the Council of the City of Berkeley as follows:

Section 1. That Berkeley Municipal Code Section 12.38.090 is amended to read as follows:

**12.38.090 Limitation on allocation of funds.**

A. All monies spent by the City for solid waste management and recycling shall be allocated from the refuse collection and disposal fund.

B. The City Council shall not allocate any monies from the general fund to implement the provisions of this chapter.

C. This section does not prevent the City from using monies from the general fund to subsidize low income residents to help them afford waste collection.

Section 2. Copies of this Ordinance shall be posted for two days prior to adoption in the display case located near the walkway in front of Old City Hall, 2134 Martin Luther King Jr. Way within fifteen calendar days of adoption, copies of this Ordinance shall be filed at each branch of the Berkeley Public Library and the title shall be published in a newspaper of general circulation.