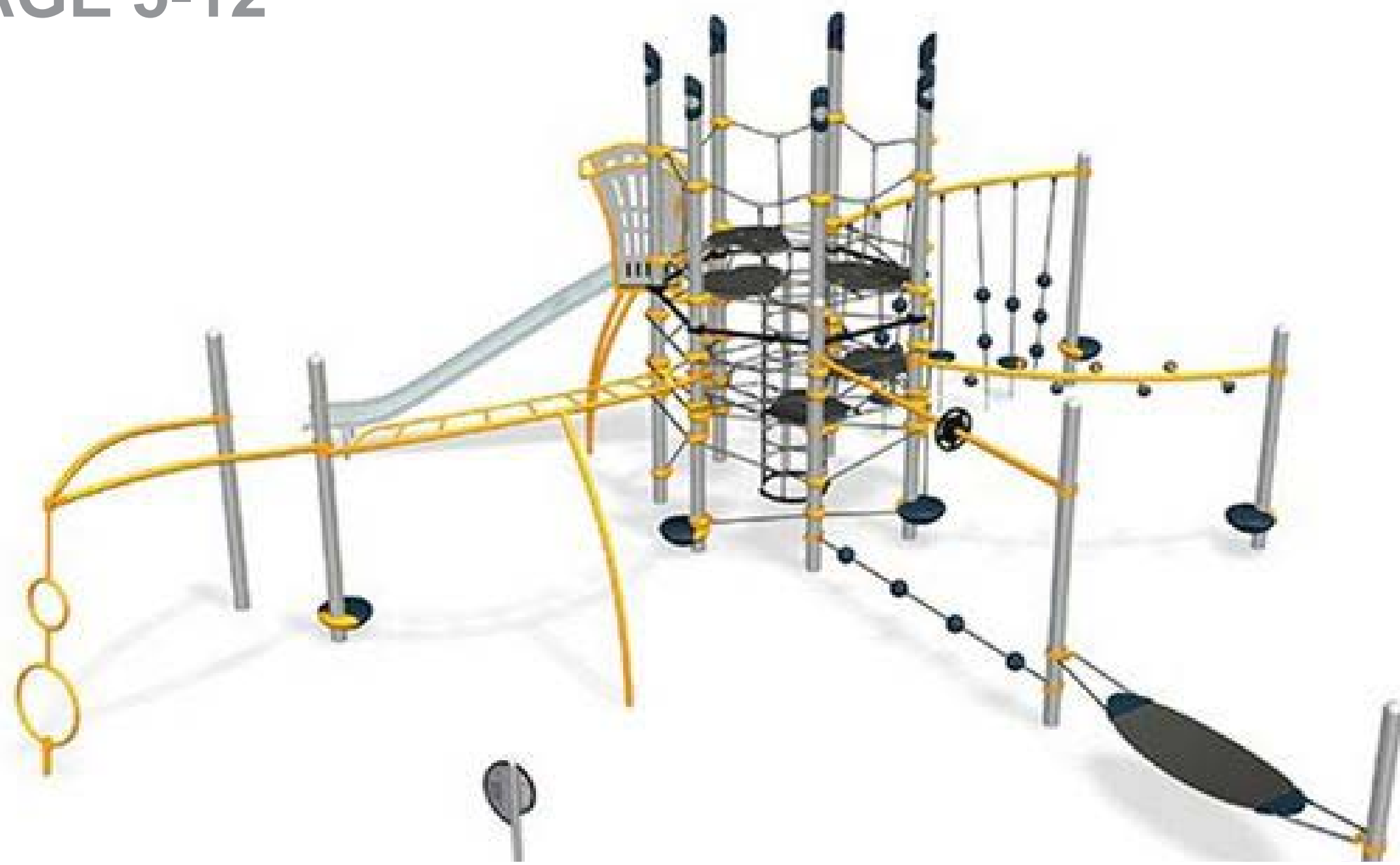


AGE 5-12



LSI - NETPLEX (5-12)

- INCLUDES:
 -SURF STAINLESS STEEL SLIDE
 -SWIGGLE KNOTS
 -NETPLEX
 -LOLLILADDER
 -BOOGIE BOARD
 -TIGHTROPES
 -OVERHEAD TREKKER
 -GYRO TWISTER

AGE 2-5

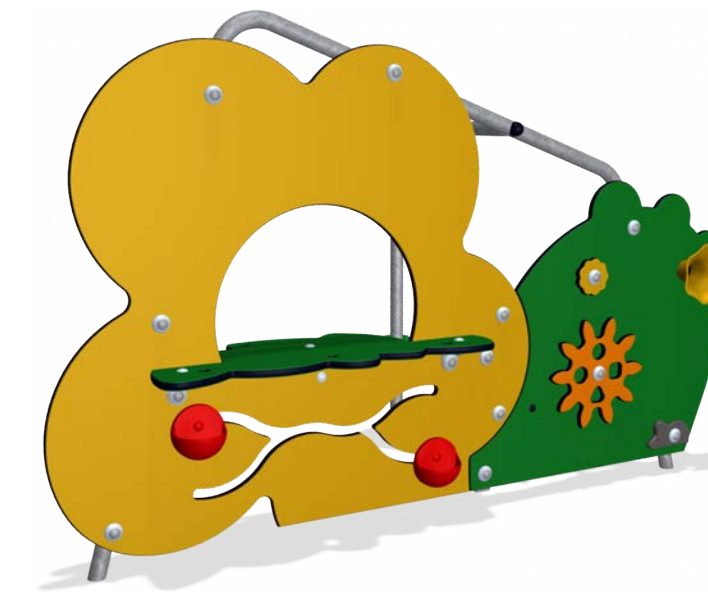


LSI - WEEVOS(2-5)

- INCLUDES:
 -COZY COASTER
 -SWIGGLY STIX
 -BOPPITY BRIDGE
 -BONGO/XYLOPHONE
 -WEE CRAWL TUNNEL



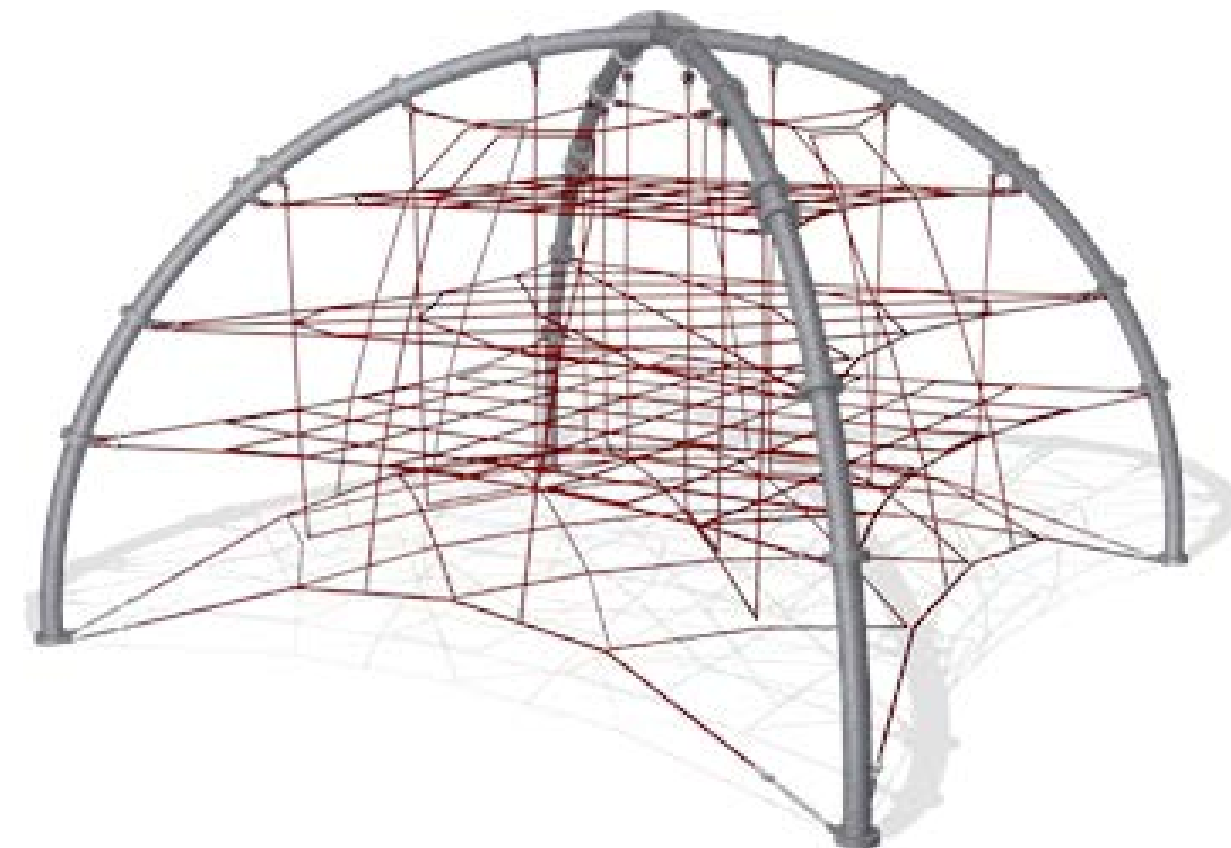
KOMPAN - BASKET SWING




KOMPAN - MAGIC GARDEN



KOMPAN - DOUBLE BAY (DESIGN SHOWS TRIPLE BAY)



KOMPAN - CLASSIC DOME



KOMPAN - CREATIVE WORKSHOP



KOMPAN - COTTAGE



KOMPAN - 6'-7" SINGLE BAY + SOLO SWING



KOMPAN - ADA SEAT



LSI - STAND UP SPINNER



RESILIENT MATTING



WOOD FIBER



LSI - SINGLE AND DOUBLE BOBBLE SPRINGER



KOMPAN - INFANT SEAT

JAMES KENNEY PARK

BERKELEY, CA

23 APRIL 2019

PLAY EQUIPMENT

NATURE PLAY



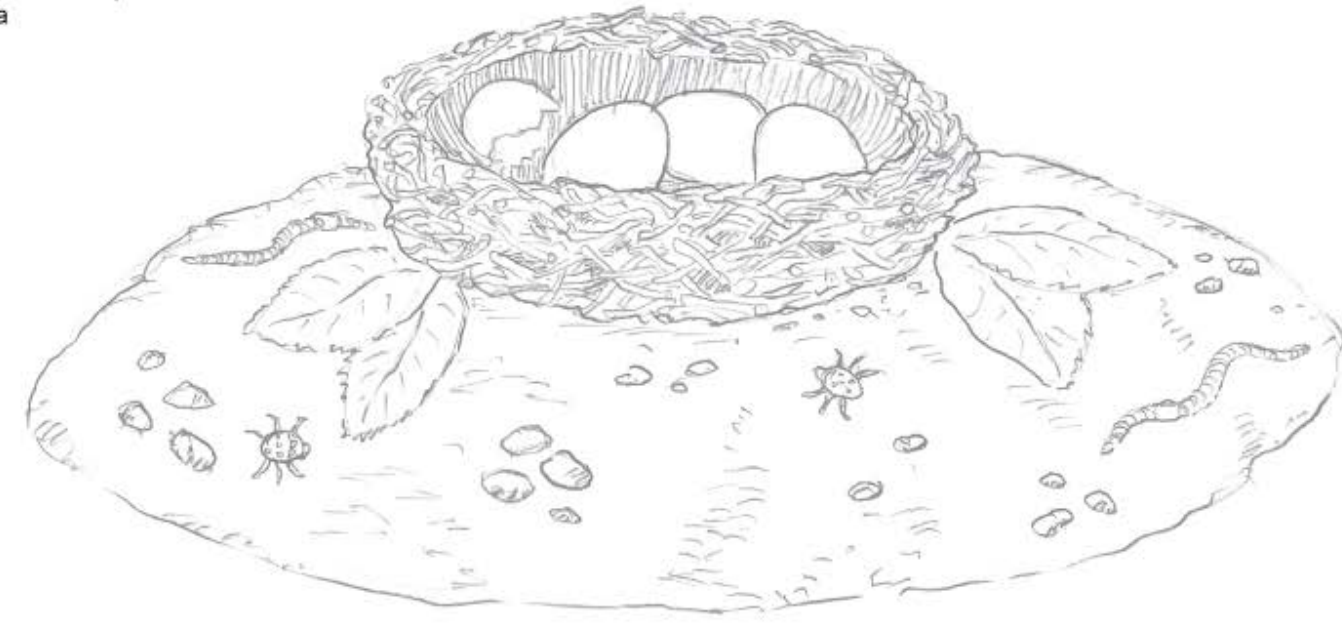
NATURAL PLAY LOG (CUSTOM)

Discovery Mounds

Design Details #1130135-01-01
Bird nest with eggs, 1 broken
To include ladybugs, worms, pebbles on earthy base

Construction Details
Built with welded internal steel tubing and rebar skeleton
18 gauge expanded metal is welded to the entire exterior
Coated with 1" sprayed (GFRC) sculptural concrete
Painted with concrete paint / stain

Bury depth = Typically 12" unless specified
Placed in sand play area



Reference Pictures Only



We're #shapedbyplay

Custom GFRC lead times can be 12 weeks

James Kenny Ross Recreation Equipment Company 3-20-2018

On behalf of Alex Hailey **RSS** recreation equipment

SAND PLAY MOUND (CUSTOM)



STEPPING LOGS (CUSTOM)

FURNISHINGS



ACCESSIBLE WATER FOUNTAIN



SMALL GRILL



LOG BENCHES



TRASH RECEPTACLE



ACCESSIBLE PICNIC TABLES



HOT COAL BIN